

AIRSPORTS

Airsports include parachuting, gliding, hang-gliding, ballooning and model aircraft flying. While model aircraft flying is different in nature to the other activities, the numbers involved did not allow any further differentiation of results.

PROFILE

There are just over 39,000 adults participating in airsports in Australia, a participation rate of 0.3%.

Participants tend to:

- Be married
- Be of any age
- Live in Queensland, Victoria or New South Wales in either a capital city or a non-capital city region
- Be Australian born.

Most airsports participants will only participate in this sport. Of those who are involved in other sports and activities, aerobics and fitness, shooting sports, sailing and motor sports are the most popular.

AGE AND GENDER

In accordance with the trend among Australian sports, that males dominate participation, 80% of participants in airsports are male.

There is little difference between the proportions of participants based on age for males, with 49.7% of participants aged 35 years or younger, and 50.3% of participants being older than 35 years of age. However, for females 62.7% of participants are younger than 35 years of age.

When participation rates are considered, a steady decline is shown for each successive age group. Among people aged 18-24 years the participation rate is 0.5%, this rate decreases to 0.2% for persons aged 45 years or over. Overall approximately three in every one thousand Australian adults participate in airsports.

RESIDENCE

There are more adults involved in airsports residing in Queensland than any other State or Territory, where 0.5% (11,800) of the population participate in airsports. Other States with a high proportion of airsports participants include Victoria and New South Wales. In these states, 0.3% (10,700) and 0.2% (8,800) of the population participate in airsports respectively.

Apart from Queensland, the Northern Territory (0.4%) and the Australian Capital Territory (0.4%) have participation rates higher than the Australian average of 0.3%.

For all organised sports and physical activities, people living in non-capital city regions have a higher participation rate than those people residing in capital city areas – a rate of 31.0% compared with 26.2%. For airsports there is no difference in the participation rates between the two regions, both have participation rates of 0.3%.

BIRTHPLACE

At 79%, the proportion of Australian born participants in airsports is slightly higher than the percentage of Australian born people in the population, which is 72.6%. There is little difference in these proportions for persons born in the United Kingdom, Ireland or New Zealand, with 10.4% of airsports participants born in these countries, and 10.1% of the Australian population hailing from these places. People born in “other countries” comprise 10.6% of participants in airsports and 17.3% of all Australian adults.

MARITAL STATUS

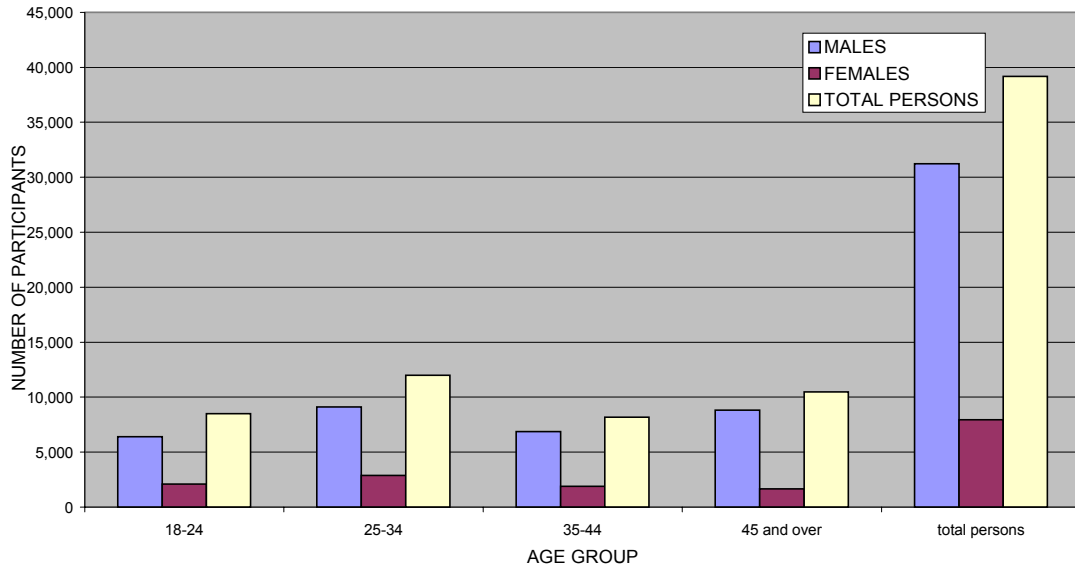
The proportion of married people participating in airsports is 52.1% (20,400). This figure was less than both the proportion of married people participating in organised sport and physical activities, and the percentage of Australian adults who are married, at 61.1% and 64.5% respectively. The situation was reversed for persons who have never been married. Over 41% of participants in airsports have never been married, while for all sport and physical activity participants, and all Australians aged 18 years or over, the proportions in this category were 29.5% and 22.1% respectively.

OTHER ORGANISED SPORTS AND PHYSICAL ACTIVITIES UNDERTAKEN

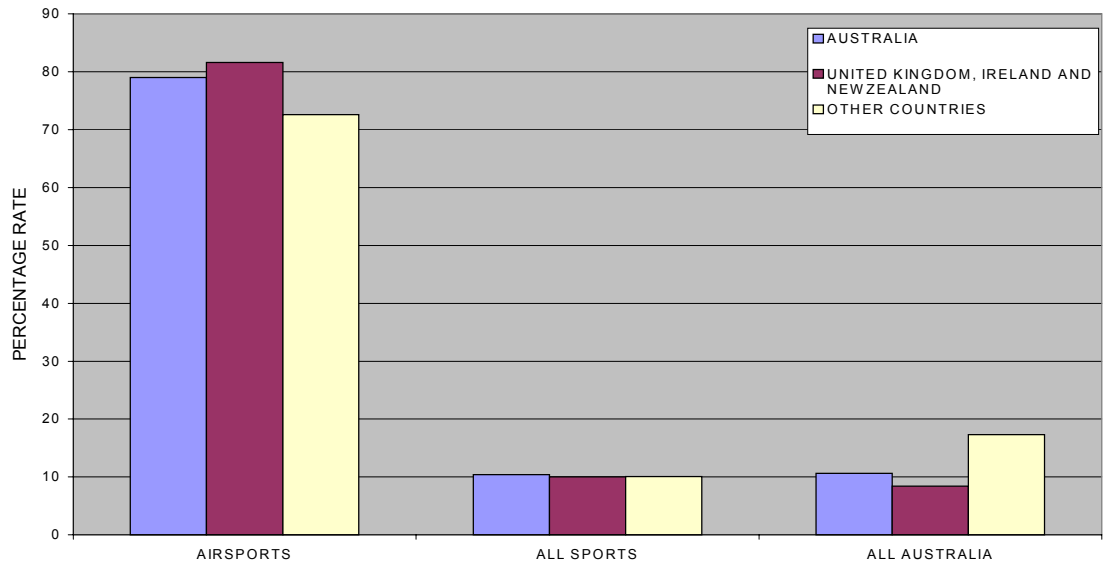
Airsports was the only organised sport or physical activity undertaken by 45% (17,500) of all participants in this sport. A similar number, (14,100) participated in one additional sport or physical activity. Over 12% took part in two other sports and 7% (2,700) people played in three or more sports or physical activities.

The most popular alternative sports or physical activities undertaken include aerobics and fitness (3,000 participants), shooting (2,600), sailing (2,300), motor sports (1,700) and martial arts (1,500).

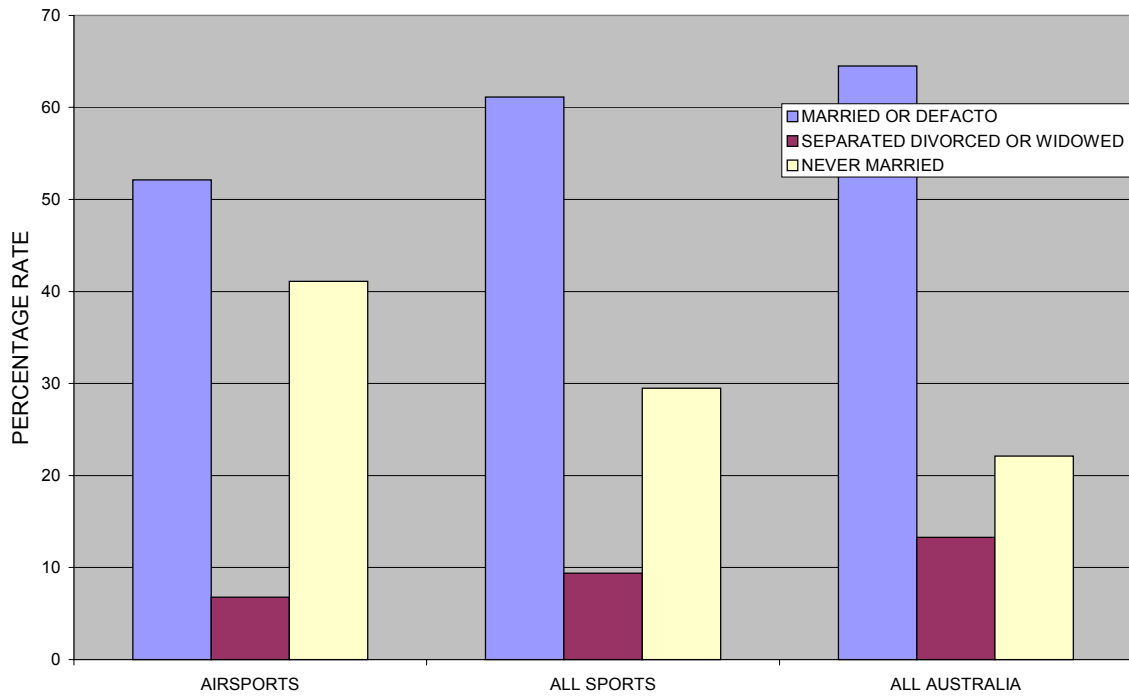
NUMBER OF PARTICIPANTS BY AGE AND GENDER



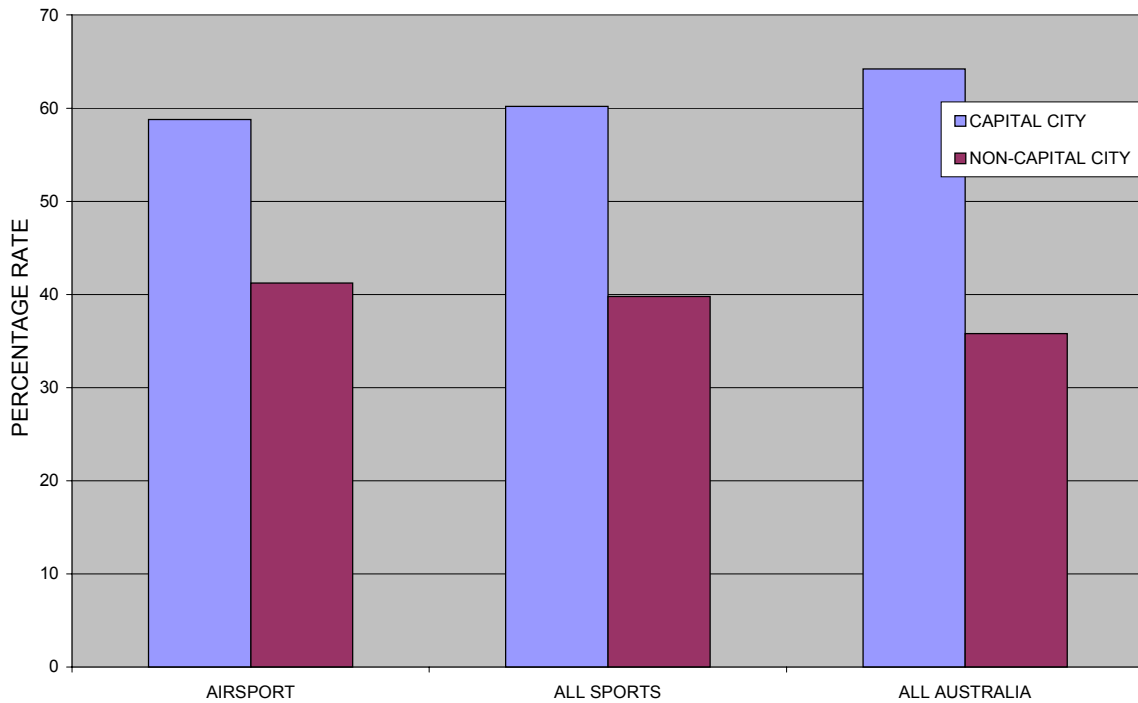
RATE OF PARTICIPATION BY COUNTRY OF BIRTH



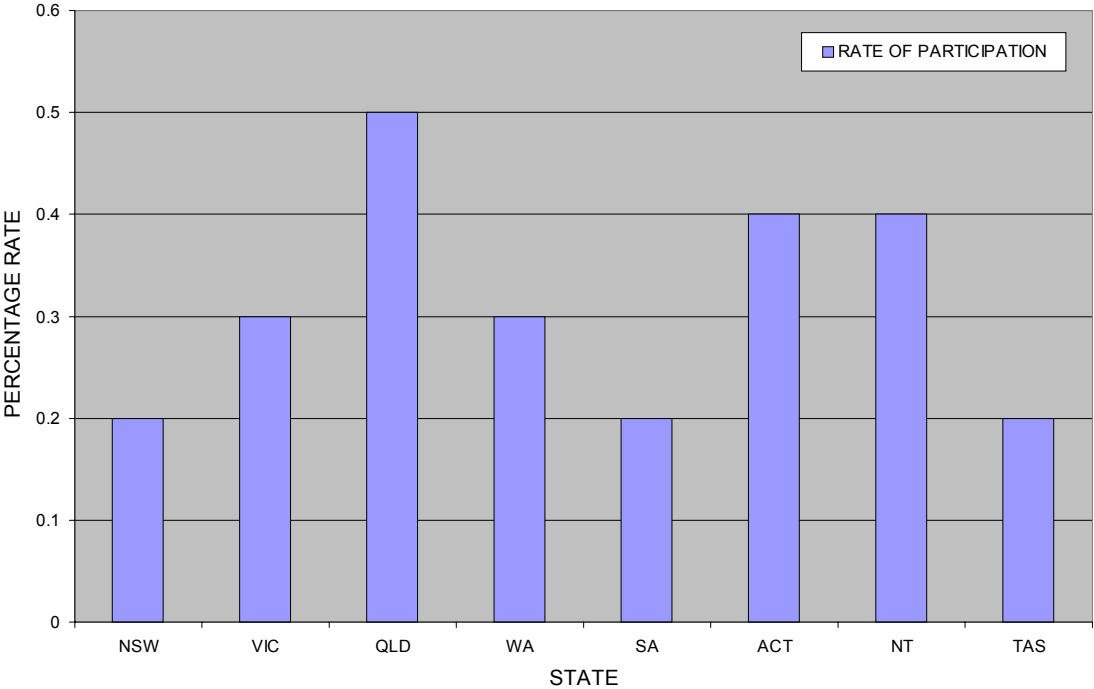
RATE OF PARTICIPATION BY MARITAL STATUS



RATE OF PARTICIPATION BY CAPITAL CITY VS NON-CAPITAL CITY



RATE OF PARTICIPATION BY STATE



OTHER SPORTS PLAYED BY AIRSPORTS PARTICIPANTS

