

AQUAROBICS

PROFILE

There are an estimated 37,100 adults participating in aquarobics in Australia.

On average, aquarobics participants:

- Are over 45 years of age
- Resides in Victoria
- Is born in the United Kingdom or another English speaking country outside Australia
- Will be separated, divorced or widowed.

Participants in aquarobics tend to only participate in this type of sport; however, other sports that are popular among aquarobics participants include aerobics and fitness, netball or swimming.

AGE AND GENDER

Unlike most other organised sports and physical activities; women undertake aquarobics almost entirely. Of the 37,100 participants nearly 98% (36,200) are female. This is a participation rate of 0.5% for the Australian woman adult population. The participation rate for Australians in general is 0.3%.

Just over 31% of persons participate in a sport or physical activity is at least 45 years old. For aquarobics almost 59% of participants are aged over 45 years. Participation rates are highest among this age group, with 0.4% of Australian adults of this age taking part, this rate rises from 0.2% for each of the younger age groups.

RESIDENCE

Victoria and the Australian Capital Territory have the greatest participation rates in Australia, with 0.4% of their respective populations participating in the sport. The only other state to have a participation rate higher than the Australian average of 0.3%, is Queensland, where 0.3% of the adult population participate in aquarobics.

For all organised sport and physical activity, people living in non-capital city regions have a higher participation rate than those people living in capital city areas – 31.0% compared to 26.2%. For aquarobics there is no difference in the participation rates for these regions, both have participation rates of 0.3%.

BIRTHPLACE

The highest participation rate in aquarobics (at 0.5%) occurred for Australians born in the United Kingdom, Ireland or New Zealand. This group which represents 10.1% of the Australian population, account for 16.4% of participants in this activity.

The proportion of Australian born people who take part in aquarobics is slightly higher than the percentage of Australian born people in the general population, 78.7% compared to 72.6%. The popularity of aquarobics among persons born in “other countries” is very low. Only 4.8% of aquarobics participants were born in “other countries”, compared with 17.3% of all Australians who were born in “other countries”.

MARITAL STATUS

Almost 24% of all aquarobics participants are separated, divorced or widowed. The participation rate of those people is 0.5%, and this is higher than the participation rates of both those people who are married and those who have never been married, 0.3% and 0.1% respectively.

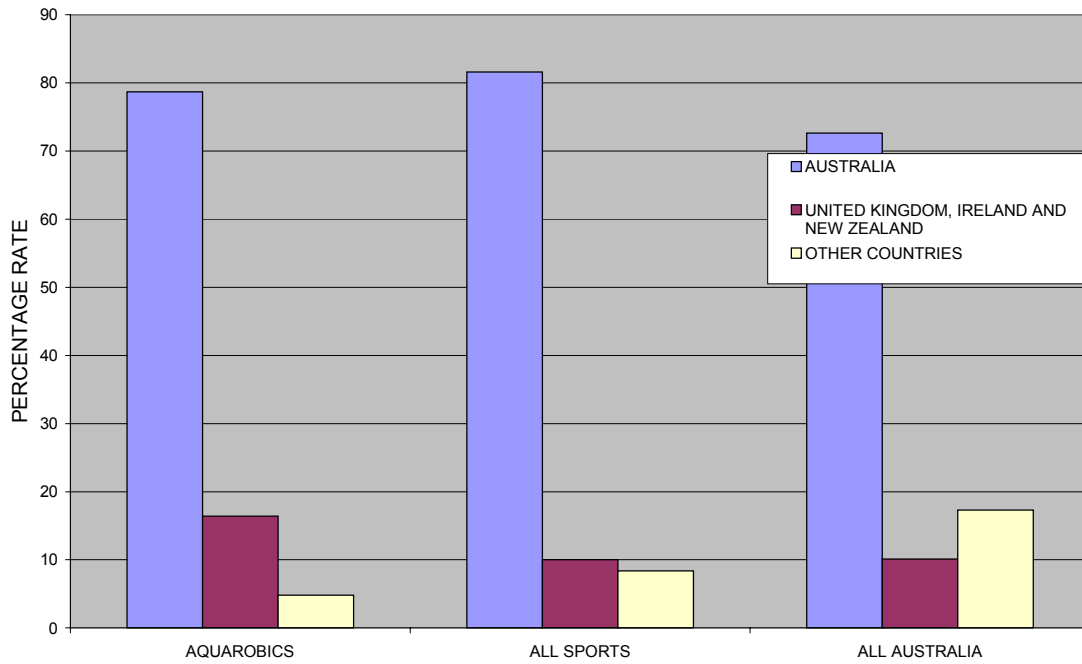
The proportion of separated, divorced or widowed people participating in aquarobics (23.4%), was much higher than both the proportion of separated, divorced or widowed people participating in any sport or physical activity (9.4%) and the percentage of all Australian adults who are separated, divorced or widowed (13.3%). The situation is reversed for persons who have never been married (9.5% of aquarobics participants had never married) while, for all organised sport and physical activity participants and all Australian adults, the proportions in this category were 29.5% and 22.1% respectively.

OTHER ORGANISED SPORTS AND PHYSICAL ACTIVITIES UNDERTAKEN

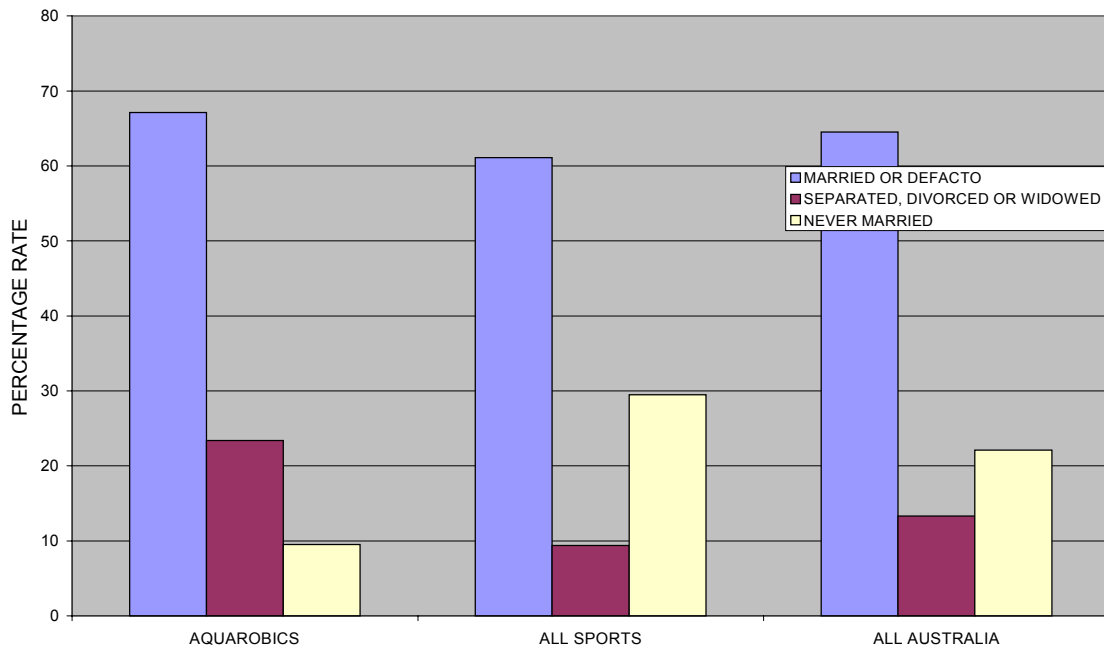
Aquarobics was the only organised sport or physical activity undertaken by just over 56% (20,900 people) of all participants in this sport. About 25% of aquarobics participants (9,400) take part in one additional sport and 18% (6,800) partake in two or more sports.

Aerobics and fitness, netball and swimming are also popular sport and physical activities with participants in aquarobics.

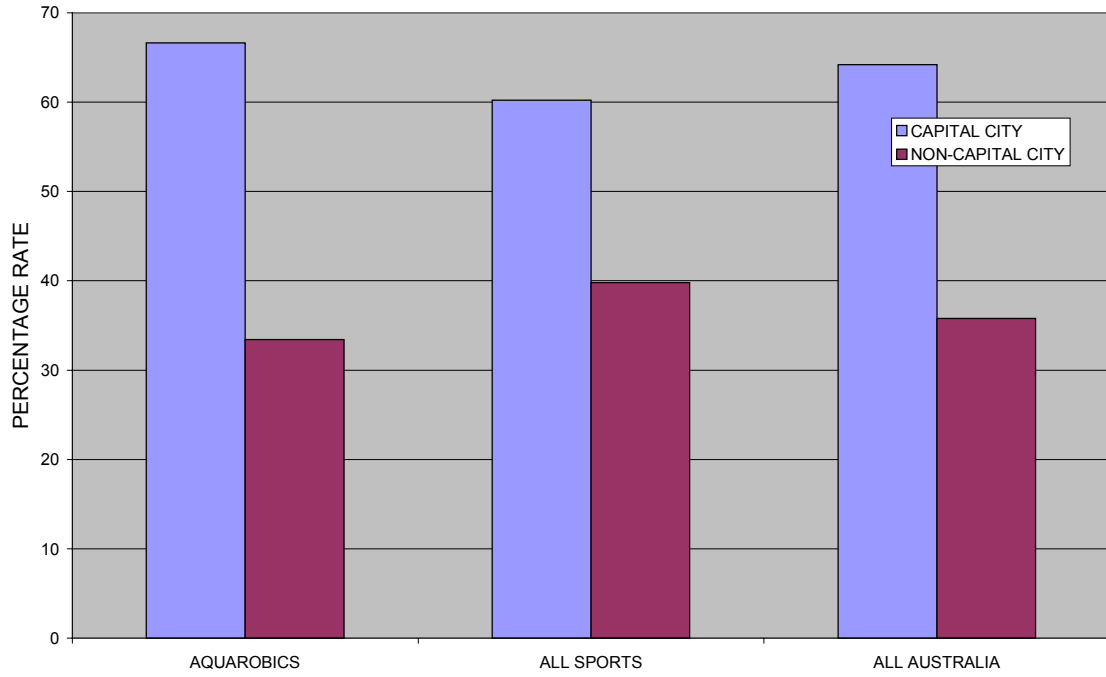
RATE OF PARTICIPATION BY COUNTRY OF BIRTH



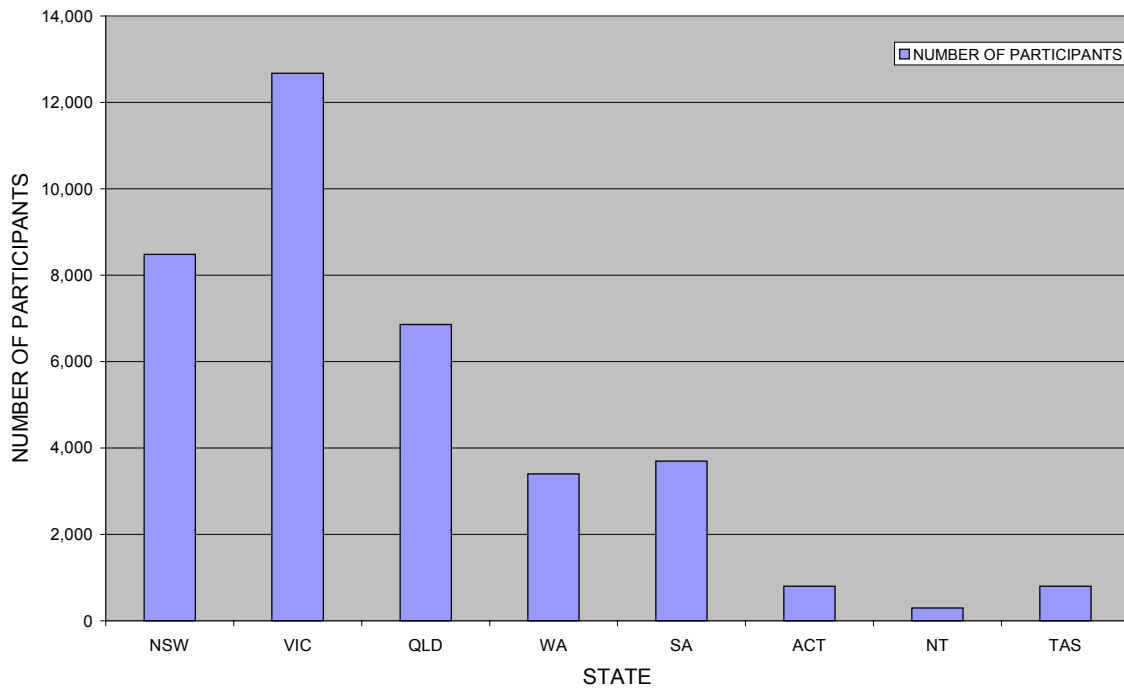
RATE OF PARTICIPATION BY MARITAL STATUS



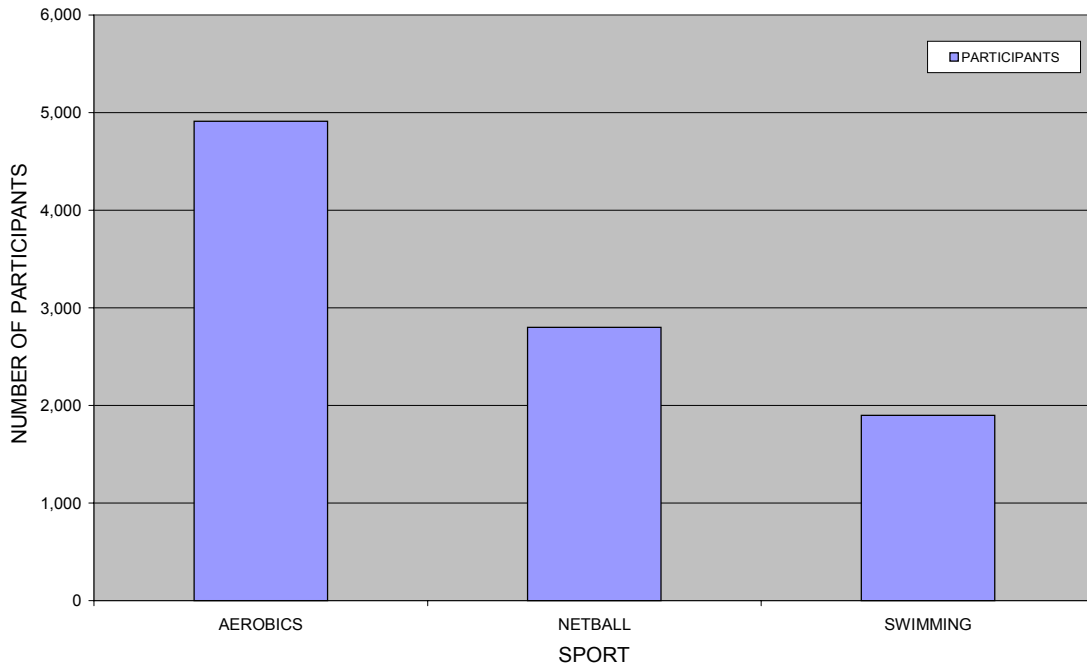
RATE OF PARTICIPATION BY CAPITAL CITY VS NON-CAPITAL CITY



NUMBER OF PARTICIPANTS BY STATE



OTHER SPORTS PLAYED BY AQUAROBICS PARTICIPANTS



NUMBER OF SPORTS PLAYED BY AQUAROBICS PARTICIPANTS AND ALL PARTICIPANTS

