

BADMINTON

PROFILE

There are just under 41,000 adults participating in badminton in Australia, at a participation rate of 0.3%.

On average, badminton participants

- Are either male or female
- Are of any age
- Will most likely reside in a non-capital city region of Victoria or Western Australia
- Will have origins in non-English speaking countries.

AGE AND GENDER

Badminton is truly a sport for all age groups and genders. Only 0.3% of Australian adults participate in badminton, of who 53.5% are female. Although badminton participants are evenly spread across all age groups, as with most sports and physical activities, the highest participation rate, 0.6%, is observed for people in the youngest age group of 18-24 years. The participation rates for the preceding age groups is as follows, 25-34 0.3%; 35-44 0.4% and 45 and over has a participation rate of 0.2%. The Australian average for participation in badminton is 0.3%.

RESIDENCE

Tasmania has the highest participation rate in all Australia, with 1.1% of the Tasmanian population participating in the sport. Western Australia and Victoria also have participation rates higher than the Australian average, at 0.8% and 0.5% respectively. The Australian Capital Territory is another state with a high participation rate of 0.3%.

Over 84% of badminton participants reside in the above mentioned states. Participation appears unusually low in New South Wales, Queensland and the Northern Territory, where only 15.5% of the entire badminton population hail from.

For all organised sports and physical activities, people living in non-capital city areas have a higher participation rate than those living on capital cities, 31.0% compared to 26.2%. This is also true for badminton, for which the rate of non-capital city participants is 0.5% and for capital cities the participation rate is 0.2%.

BIRTHPLACE

Badminton is one of the few sports where people from non-English speaking backgrounds dominate participation in organised activity.

The highest rate of participation in badminton, of 0.4%, occurs for people born overseas in countries other than the United Kingdom, Ireland or New Zealand. People born in “other countries” account for 21.6% of all badminton participants. People with origins in the United Kingdom, Ireland or New Zealand, who comprise 10.1% of the entire Australian adult population, account for only 8.5% of players, while the proportion of Australian-born people who play badminton- 69.9%- is similar to the percentage of Australian-born people in the population which is 72.6%.

MARITAL STATUS

The proportion of married people participating in badminton is 66.1% (26,900). This is marginally higher than the rate of married people participating in all organised sport and physical activity, which stands at 61.1%, and the 64.5% of Australian adults who are married. The situation is reversed for persons who are separated, divorced or widowed, where 7.4% of participants have this marital status. While for organised sport and physical activity participants and people aged 18 years or more, the proportions in this category are 9.4% and 13.3% respectively.

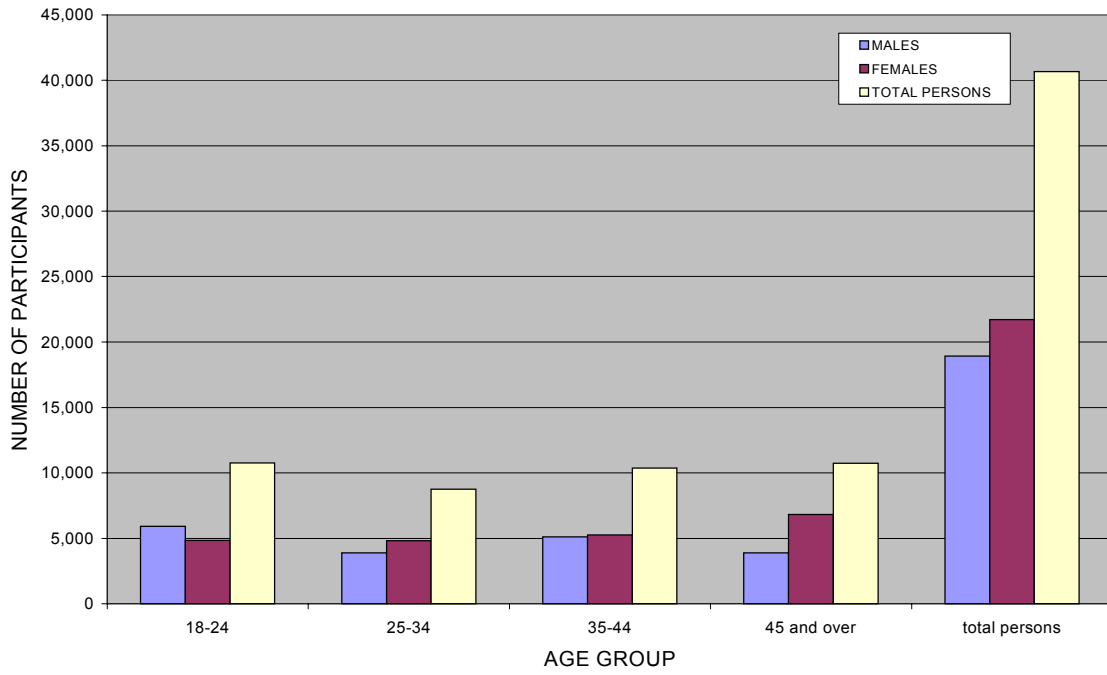
People who have never been married make up 22.1% of the population, 26.5% of badminton players and 29.5% of all sports and physical activity participants.

OTHER ORGANISED SPORTS AND PHYSICAL ACTIVITIES UNDERTAKEN

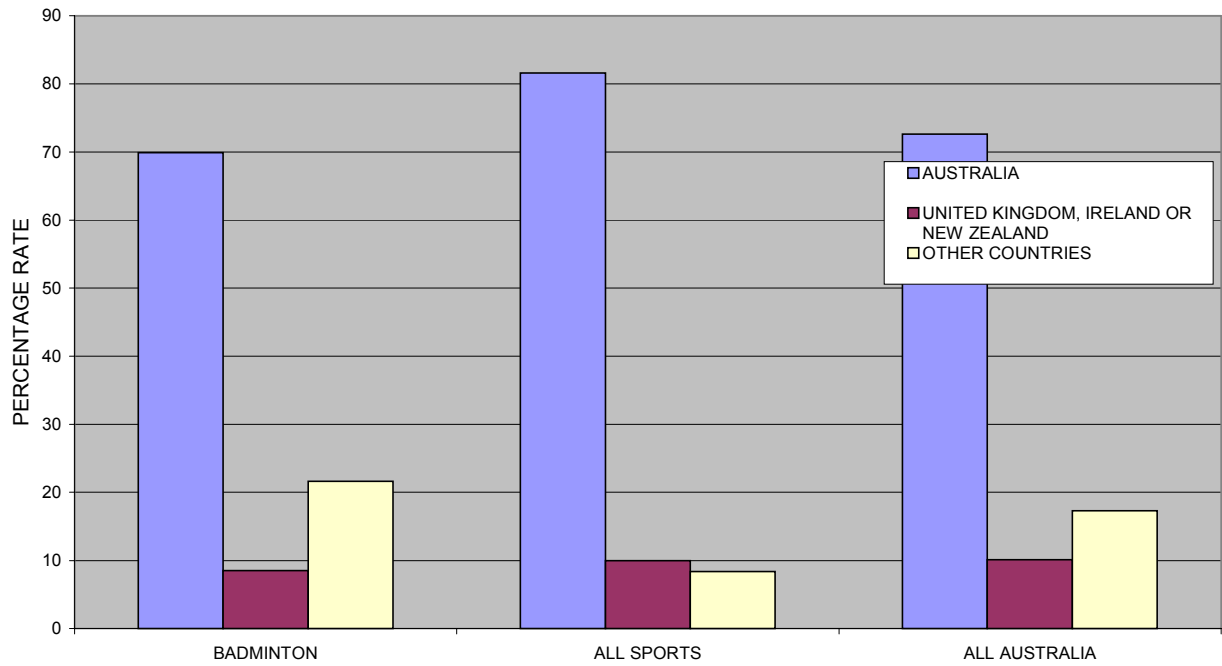
Badminton is the only organised sport played by 65% (26,700) of its participants. Almost 20% (7,800 people) play in one other organised activity, while 11.6% (4,700 people) take part in two other sports and 11.6% of badminton players participates in three or more other sports.

Other popular sports and physical activities in which badminton players take part include tennis, aerobics and fitness and netball.

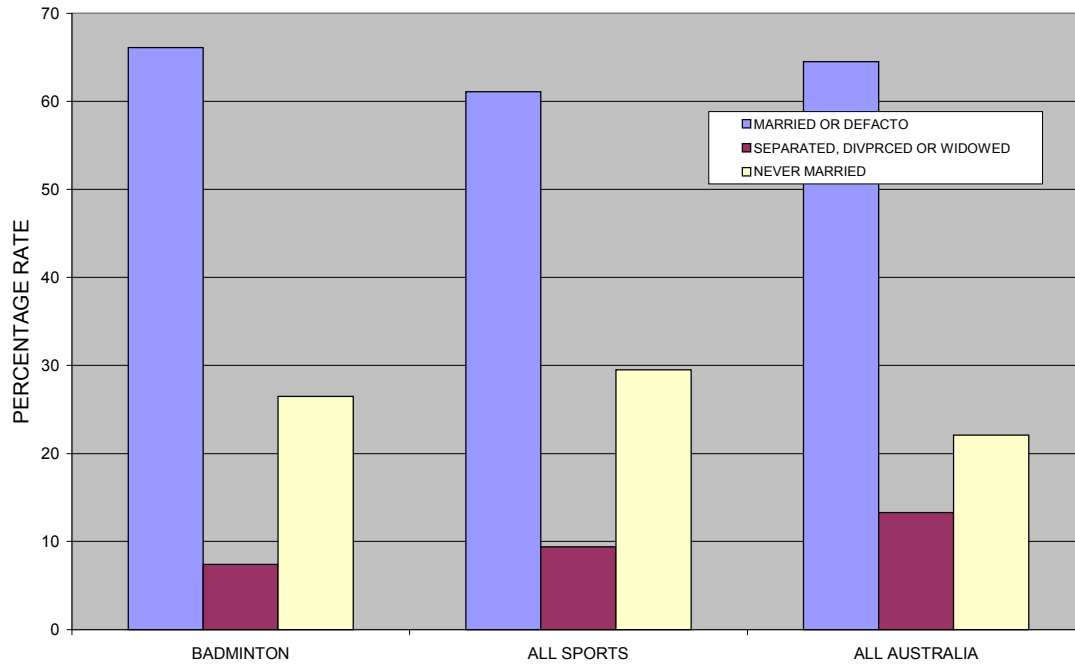
NUMBER OF PARTICIPANTS BY AGE AND GENDER



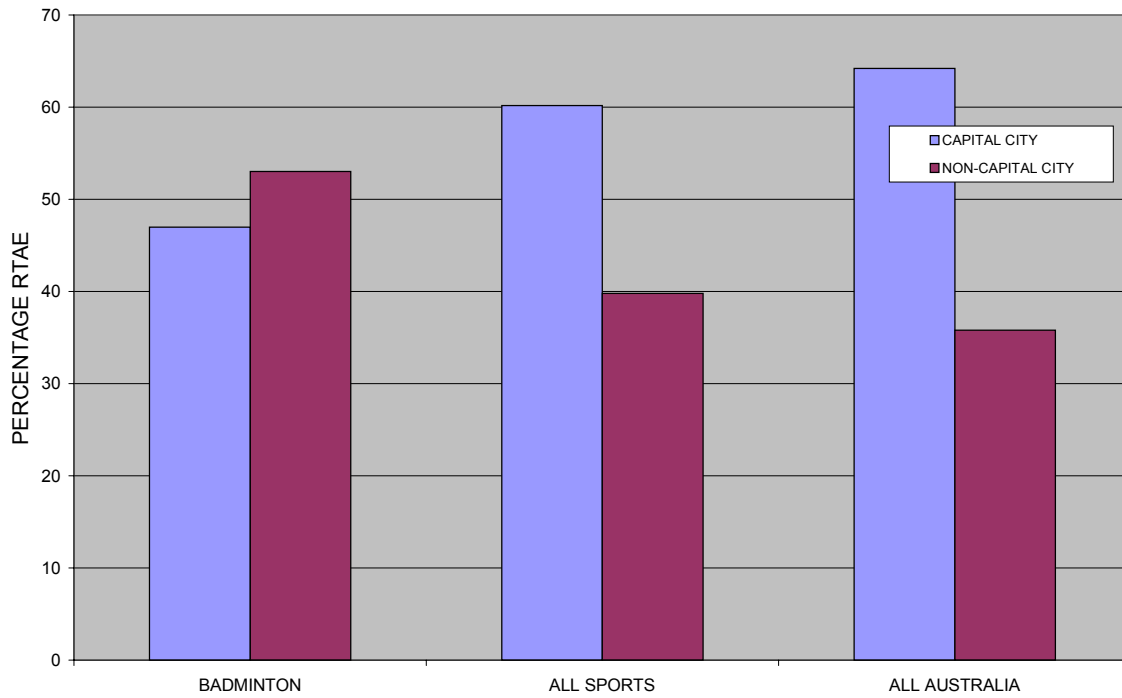
RATE OF PARTICIPATION BY COUNTRY OF BIRTH



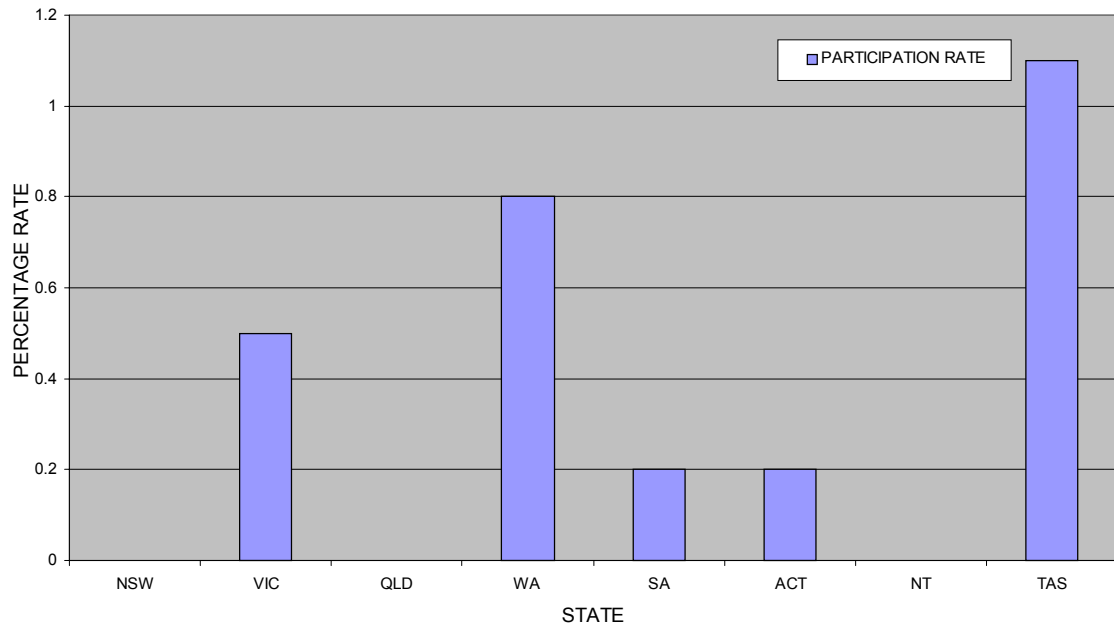
RATE OF PARTICIPATION BY MARITAL STATUS



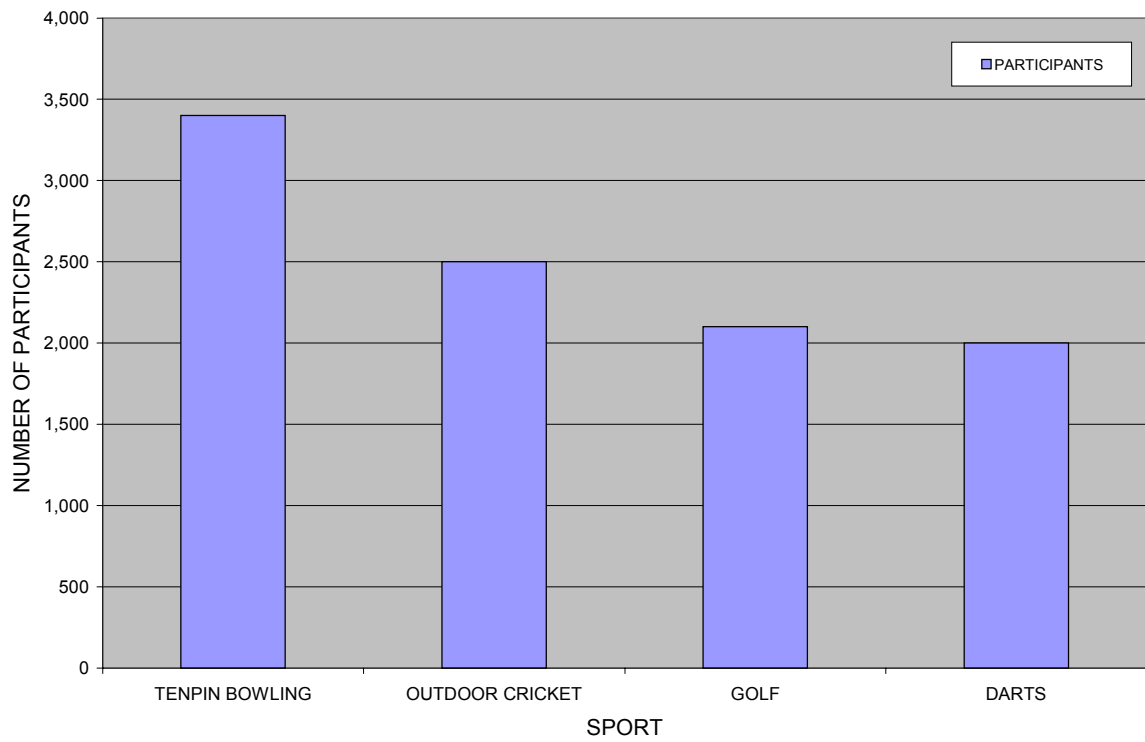
RATE OF PARTICIPATION BY CAPITAL CITY VS NON-CAPITAL CITY



RATE OF PARTICIPATION BY STATE



OTHER SPORTS PLAYED BY BADMINTON PARTICIPANTS



NUMBER OF SPORTS PLAYED BY BADMINTON PARTICIPANTS AND ALL PARTICIPANTS

