

BILLIARDS

This category includes billiards, snooker and pool.

PROFILE

There are just over 40,400 Australian adults participating in billiards. This is a participation rate of 0.3% for the entire adult population.

On average, billiards participants:

- Are male, aged between 18-24 years
- Will probably reside in Victoria
- Have never been married
- Are likely to have been born in the United Kingdom, Ireland or New Zealand.

AGE AND GENDER

Just over 40,000 people participate in billiards, snooker or pool. Of these, 82.8% (33,500 people) are males, this is a participation rate of 0.5%. Only 0.1% of females play billiards.

When participation rates are considered, in accordance with the majority of other sports, a steady decline is shown for each successive age group, ranging from 0.6% for 18-24 year olds to 0.2% for persons 45 years of age or more. Overall, about three in every one thousand Australian adult participates in these activities.

RESIDENCE

Tasmania has the highest participation rate in all Australia, with 0.6% of the Tasmanian adult population participating in the sport. South Australia and the Northern Territory both have 0.5% of their population participating in billiards. Participation rates are lowest in New South Wales and the Australian Capital Territory, where only 0.2% and 0.3% of their population participate respectively.

For all organised sports and physical activities, people living in non-capital city regions have a higher participation rate than their capital city counterparts, 31% compared to 26.2%. For billiards however, there is no difference in the participation rates between the two regions, both have rates of 0.3%.

BIRTHPLACE

The highest participation rate in billiards, at 0.4%, occurred for Australians born in the United Kingdom, Ireland or New Zealand. This group which represent 10.1% of the Australian adult population, account for 16.4% of participants in this activity.

The participation rate of Australian born adults in billiards is 0.3%. Indeed, 79.7% of all billiards participants are Australian born, while only 6.8% of the billiards participation group were born in "other countries". The participation rate for this group is quite low at 0.1%.

MARITAL STATUS

Persons who have never been married have the highest participation rate in billiards, with 0.6% of this group playing the sport. Persons who are married have a participation rate of 0.2%, this is the same rate for persons who are widowed, separated or divorced.

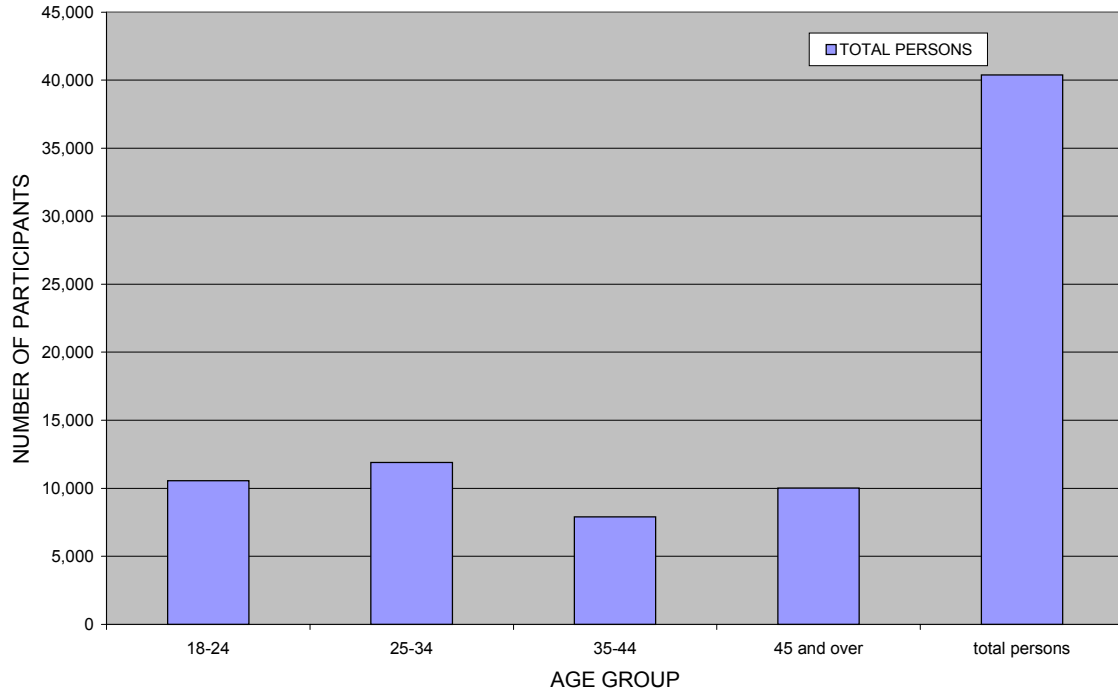
Married people comprise 51.9% of all people participating in billiards. This figure is less than the proportion of married people participating in all organised sport and physical activity (61.1%) and the percentage of the entire Australian adult population with this marital status (64.5%). The situation is reversed for people who have never been married. Of all participants in billiards, 39.5% of them have never been married, while for all organised sport and physical activity participants and all Australian adults, the proportions of these groups who have never been married are 29.5% and 22.1% respectively.

OTHER ORGANIZED SPORTS AND PHYSICAL ACTIVITIES UNDERTAKEN

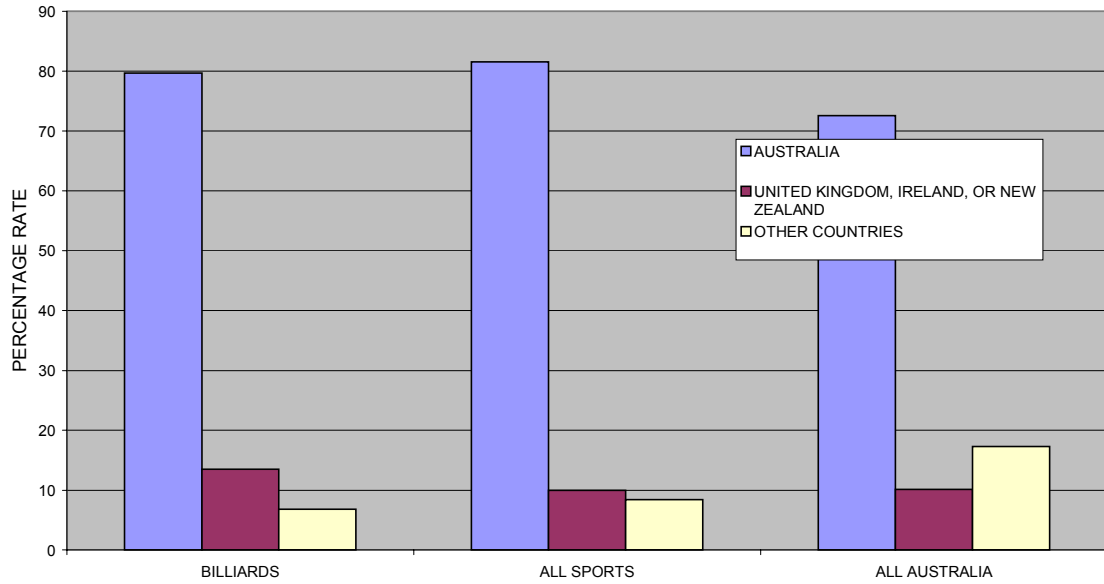
Billiards, snooker and pool are the only organised sports participated in by just over 60% of its participants. Just fewer than 25% of billiards players participate in one other organised sport or physical activity, and the remaining 16.7% take part in two or more other sports or physical activities.

Other popular sports or physical activities billiards players participate in include tenpin bowling, outdoor cricket, golf and darts.

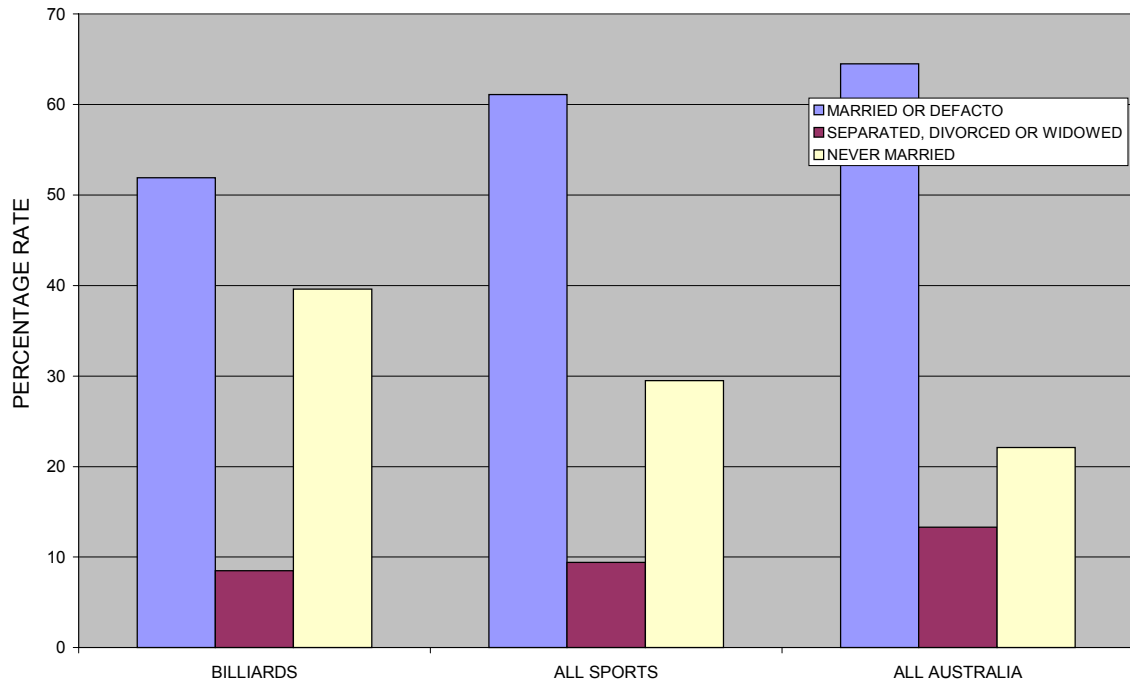
NUMBER OF PARTICIPANTS BY AGE



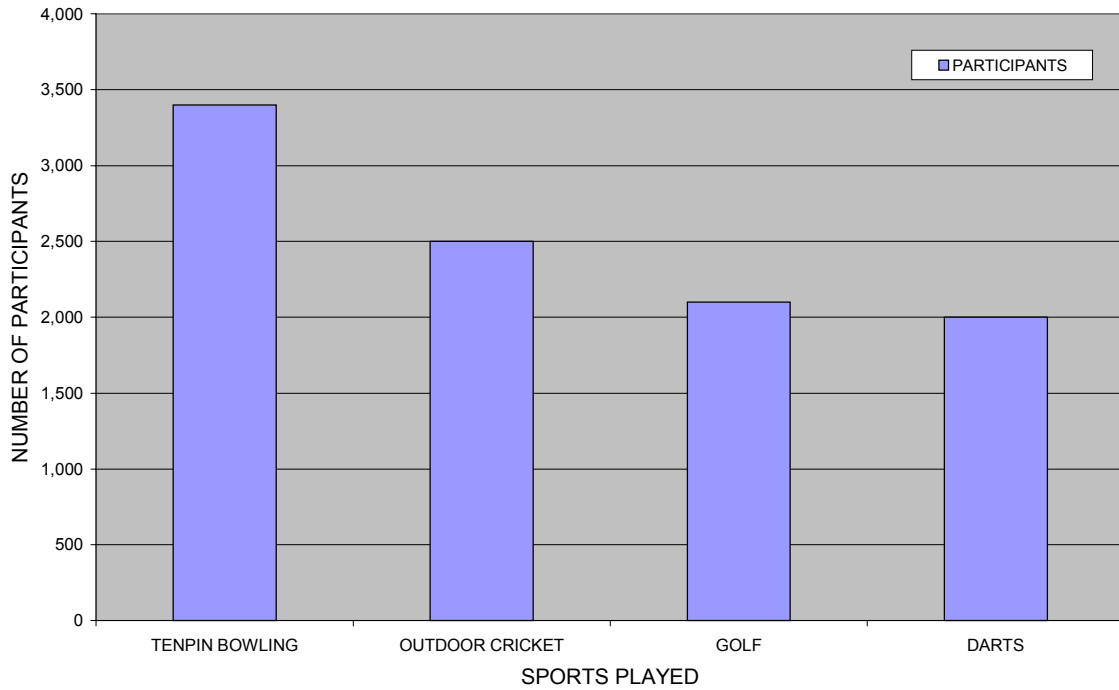
RATE OF PARTICIPATION BY COUNTRY OF BIRTH



RATE OF PARTICIPATION BY MARITAL STATUS



OTHER SPORTS PLAYED BY BILLIARDS PARTICIPANTS



NUMBER OF SPORTS PLAYED BY BILLIARDS PARTICIPANTS AND ALL PARTICIPANTS

