

GOLF

PROFILE

There are 442,800 people participate in golf in Australia, a percentage rate of 3.4%.

On average, golf participants:

- Will be male, aged 45 years or over
- Reside in New South Wales
- Possess a secondary school certificate
- Work as trades persons or professionals

Most people participating in golf will only play that sport. Tennis, lawn bowls, cricket and aerobics and fitness are among the most popular for those who do play other sports.

AGE AND GENDER

Golf is one of the most popular sports or physical activities participated in, with 442,800 participants in this sport. Overall, 34 in every one thousand Australians participate in organised golf. This is a participation rate of 3.4%.

As with many sports and activities, a greater number of men than women participate in the sport. Of the people who take part in golf, 77.9% of them are males. This group has a participation rate of 5.4% (334,900) compared with 1.5% of Australian females. For males, the greatest number of participants comes from the 35-44 year age group, with 84,600 participants. For females, the 55-64 year age group provides the greatest number of participants with 28,400 women.

Participants in golf show an older age profile than that of participants in all sports and activities. Indeed, 58% of people involved in this sport are 45 years or older, while only 31.2% of all sporting participants fall into this age group. Unlike the majority of sports and activities, participation rates do not decline progressively with age. For golf, the participation rates climb steadily with each successively older age group until it peaks at 5.6% for people aged 55-64 years. The participation rate falls to 3.8% for people over 65 years, but is still higher than that for any age group under 45 years.

RESIDENCE

Tasmania has by far the highest participation rate in Australia, where golf is played by 48 adults in every one thousand; this is a participation rate of 4.8%. Only two other States have a participation rate higher than the Australian average of 3.4% - New South Wales has a rate of 3.7% and the rate in Queensland is 3.5%. Victoria and South Australia share the lowest participation rate at 2.9%.

For all organised sport and physical activities, people living in non-capital city regions have a higher participation rate than their capital-city counterparts – 31% compared to 26.2%. This is also true for golf, with a participation rate of 4.6% for non-capital city participants, compared with a rate of 2.7% for capital-city residents.

BIRTHPLACE

People whose birthplace was the United Kingdom, Ireland or New Zealand are marginally more likely to participate in golf than those born elsewhere. The participation rate for those born in the United Kingdom, Ireland or New Zealand is 3.9% (51,400 participants), and that for persons born in Australia is 3.6% (344,900 participants). By comparison, only 1.2% of persons born in other countries (26,100 people) play golf.

MARITAL STATUS

The proportion of married people who play golf (80.6%) is significantly higher than both the proportion of married people participating in organised sport and physical activity (61.1%), and the percentage of Australians who are married (64.5%). The situation is reversed for persons who have never married. Indeed, 11.1% of golfers have never been married while for organised sport and physical activity participants, and all Australians aged 18 years or more, the proportions for this category are 29.5% and 22.1% respectively.

LABOUR FORCE STATUS

The proportion of golfers who work full time is 58.5%, this percentage is higher than both the proportions of adults employed full time and the percentage of participants in all sports and physical activities engaged in full time work, 43.8% and 53.3% respectively. This position is reversed for part time workers – 12.9% of golfers work part time compared to the proportion for all Australian adults and all participants in sport and physical activities who work less than 35 hours per week which stand at 17.9% and 19.8% respectively.

Almost 27% of golfers are not in the labour force, midway between the proportions of all adults and all sports participants in this labour force status category - 33.8% and 22.8% respectively.

OCCUPATION AND INDUSTRY

More golfers work as trades persons and related workers than any other occupation, with 13.2% of golfers employed in this field. People who work as professionals and intermediate clerical, sales and service workers both account for 11.1% of golfers, while 11% are associate professionals and 10.6% are managers and administrators.

Golfers work across the whole spectrum of industries. Marginally more were employed in the mining and manufacturing industries (11.5% of all golfers) than

in the wholesale trade, retail trade, and accommodation, cafes and restaurants industries (11.2%). Another 10.3% of golfers work in the finance and insurance and property and business service industries.

HIGHEST EDUCATIONAL QUALIFICATION

The highest educational qualification attained by more golfers than any other qualification was a secondary school certificate, held by 42.5% of people involved. This percentage was lower than the proportions of all organised sport and physical activity participants with a secondary school certificate and of all Australian adults with this qualification, at 45.2% and 51.6% respectively.

The proportions of golfers with a trade certificate is 23.5%, and is significantly higher than the 13.1% of participants in all sport and physical activities with this qualification.

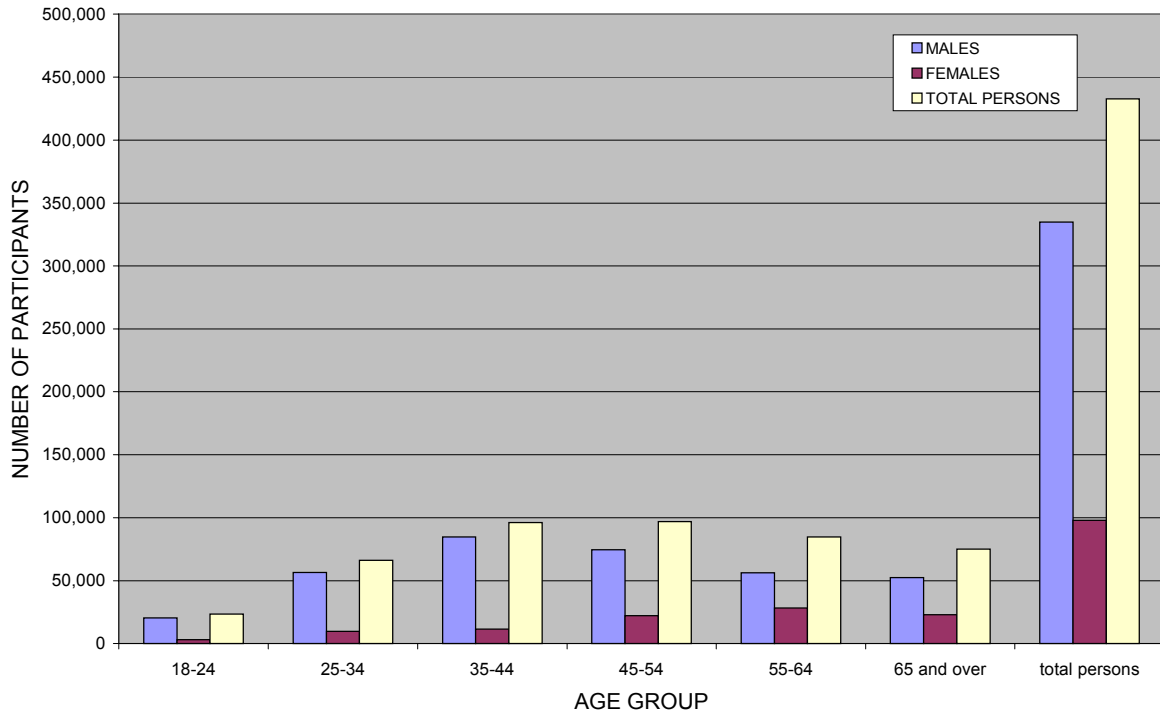
While 11.4% of people who play golf have a bachelors degree or higher, this proportion is less than that of participants in all sport and physical activities (15.5%) and the percentage of all Australian adults with a bachelors degree (13.4%).

OTHER ORGANISED SPORTS AND PHYSICAL ACTIVITIES UNDERTAKEN

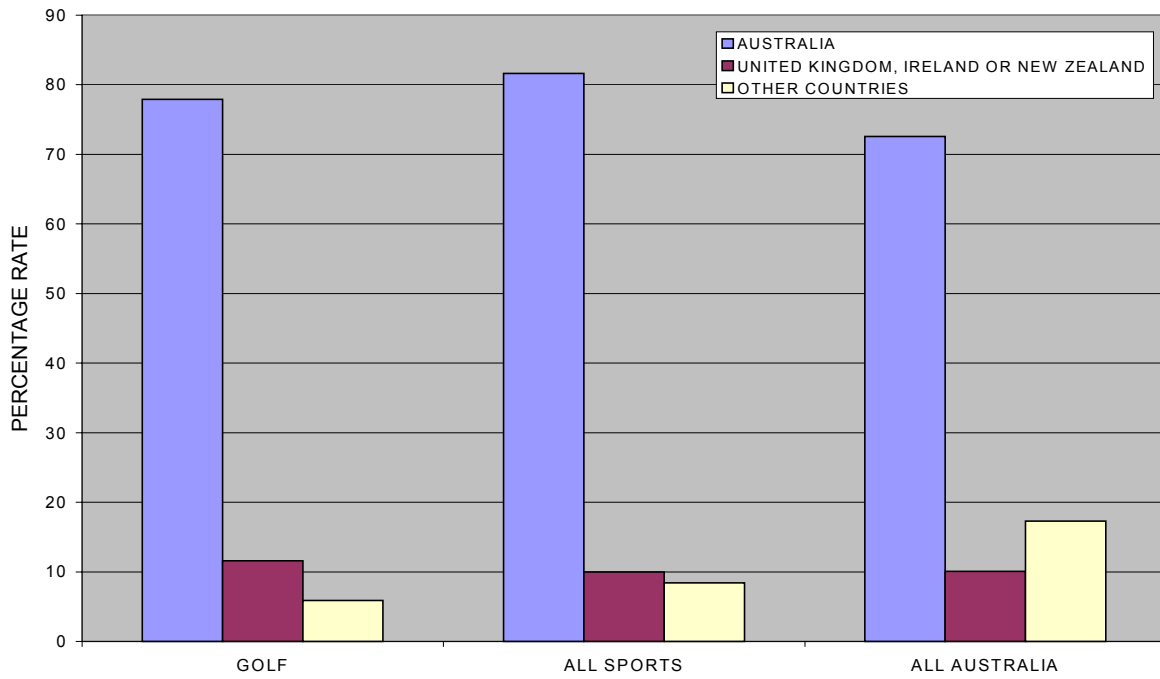
Golf is the only organised sport or activity undertaken by about two-thirds (292,400), of all people who play the sport. Approximately one-quarter (112,100 people) participate in one additional sport or physical activity, less than 6% (26,200) take part in two other sports and 2.7% (12,100) play in three or more other organised sports or physical activities.

Golf players take part in a wide variety of other sports and physical activities; the most popular of which are tennis (30,300 participants) and lawn bowls (22,800). Also popular with golfers are outdoor cricket (17,300) and aerobics and fitness (12,000).

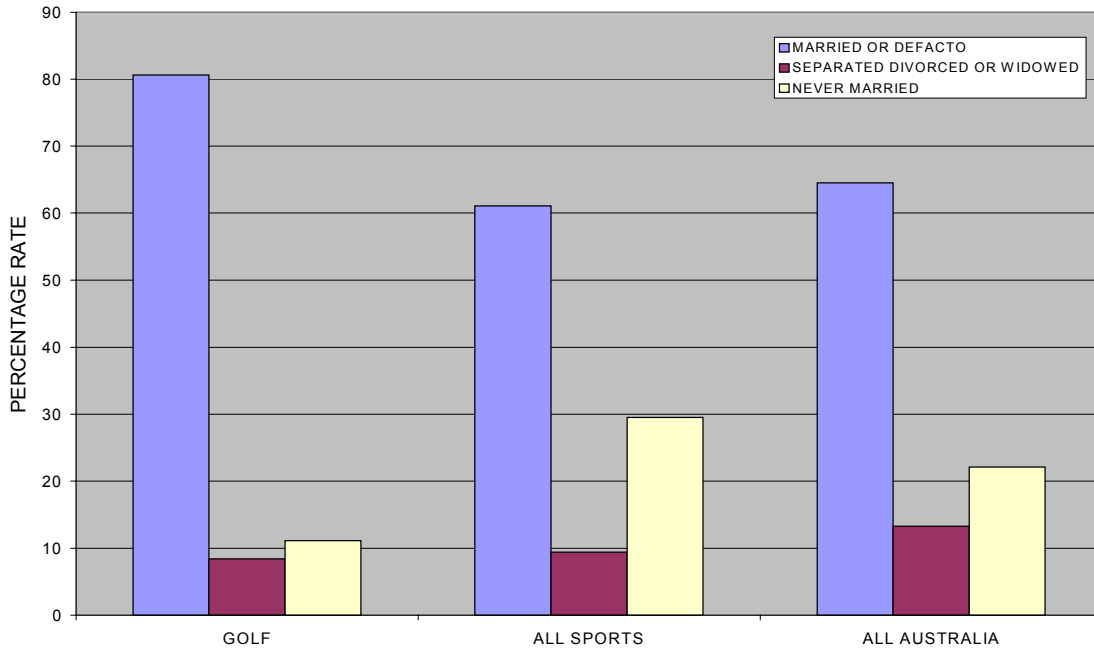
NUMBER OF PARTICIPANTS BY AGE AND GENDER



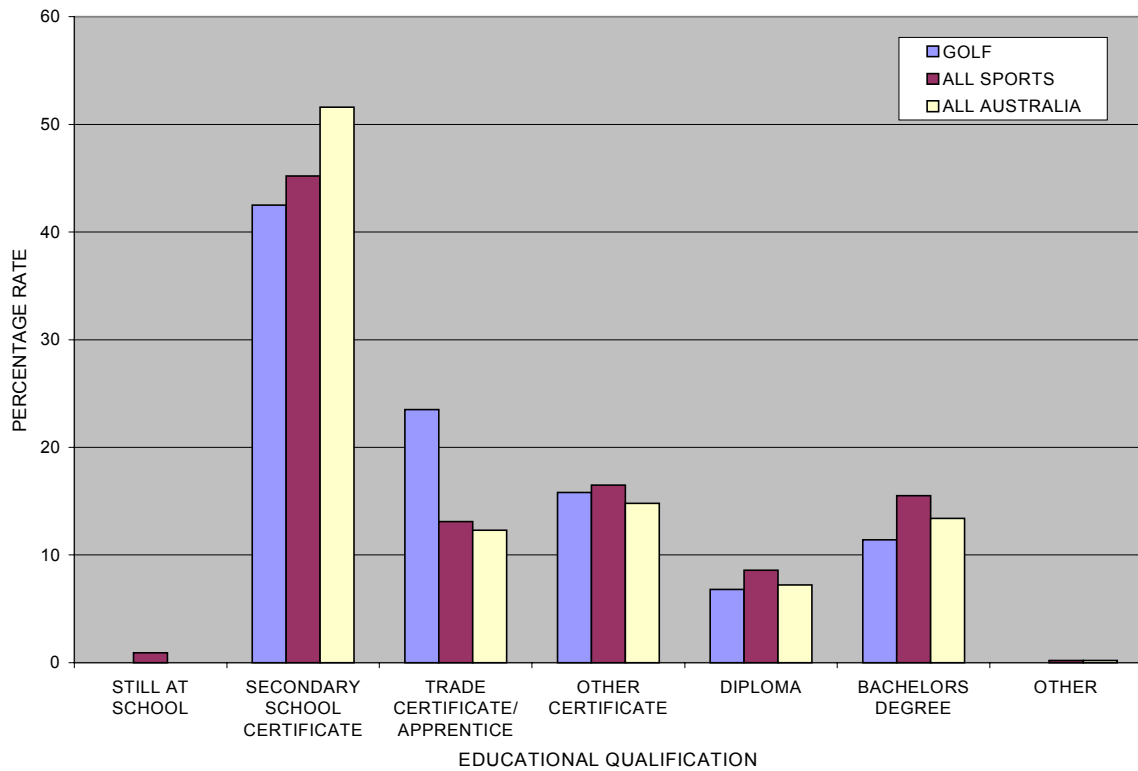
RATE OF PARTICIPATION BY COUNTRY OF BIRTH



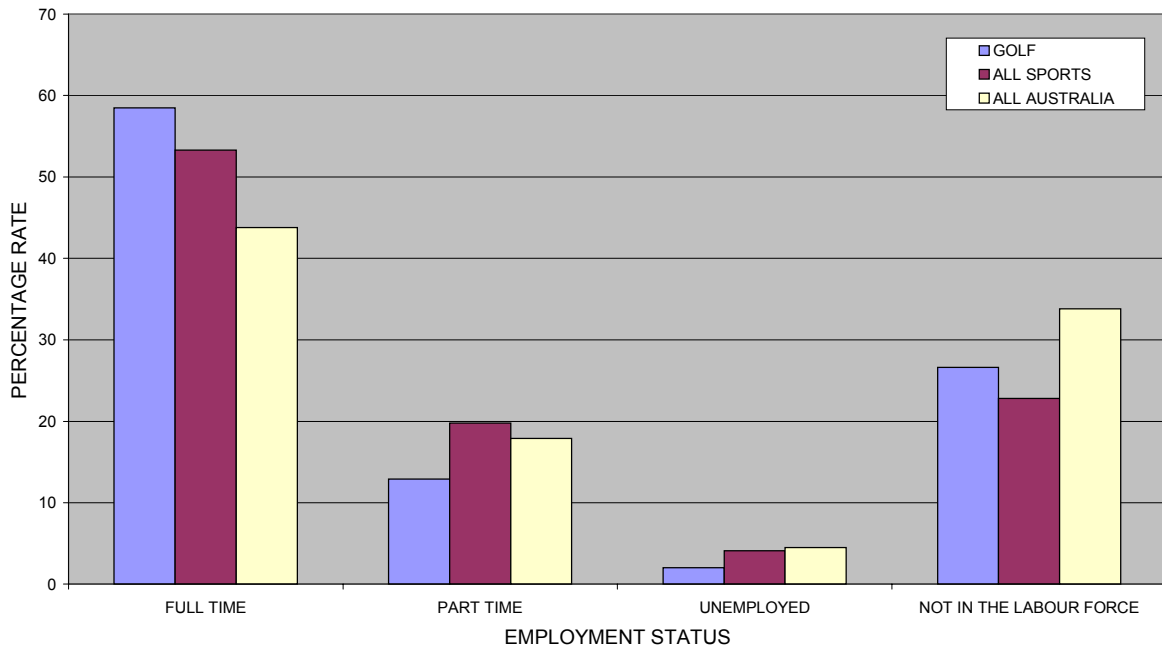
RATE OF PARTICIPATION BY MARITAL STATUS



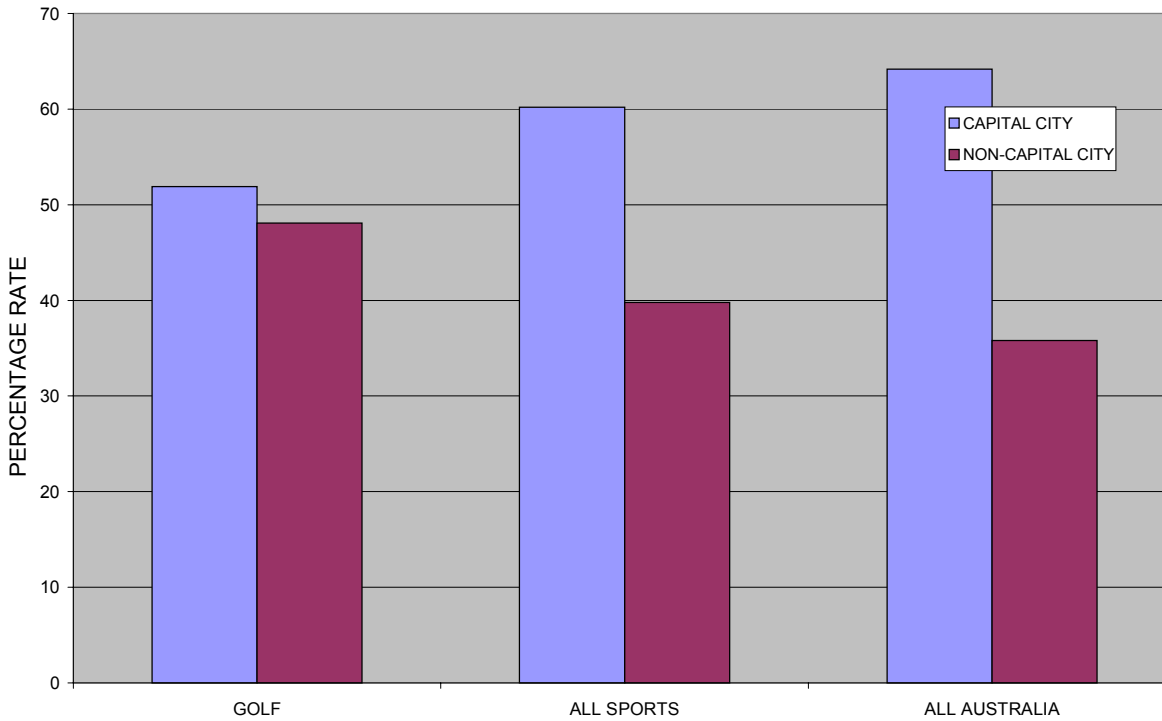
RATE OF PARTICIPATION BY EDUCATIONAL QUALIFICATION



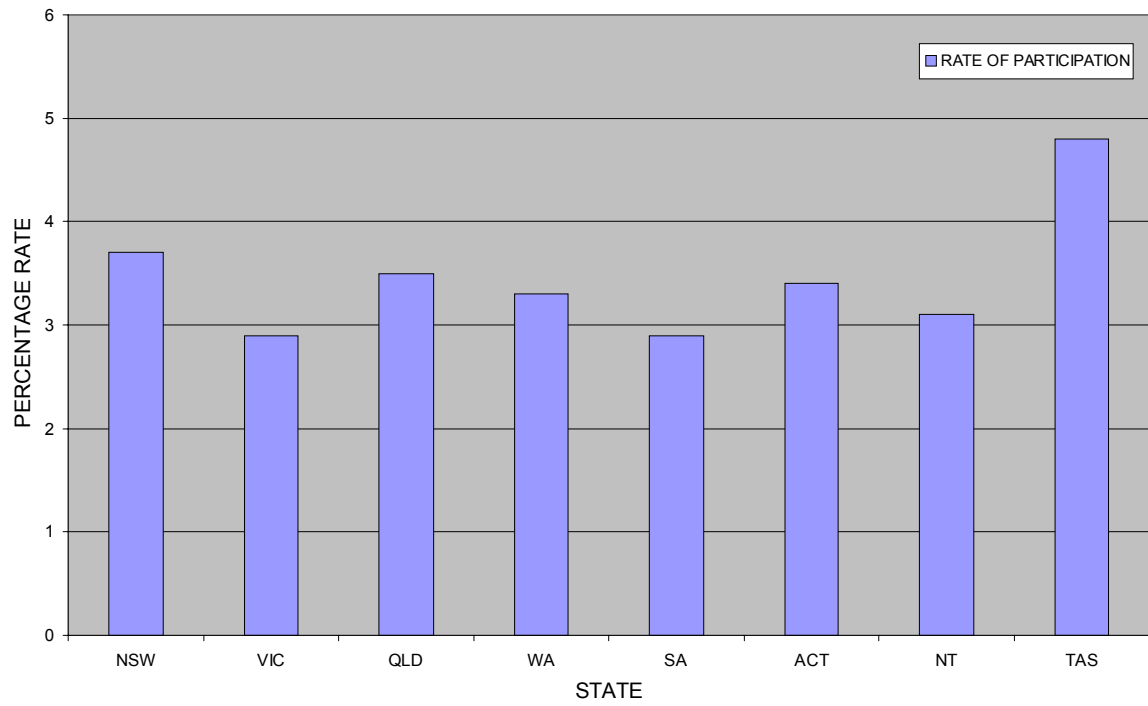
RATE OF PARTICIPATION BY EMPLOYMENT STATUS



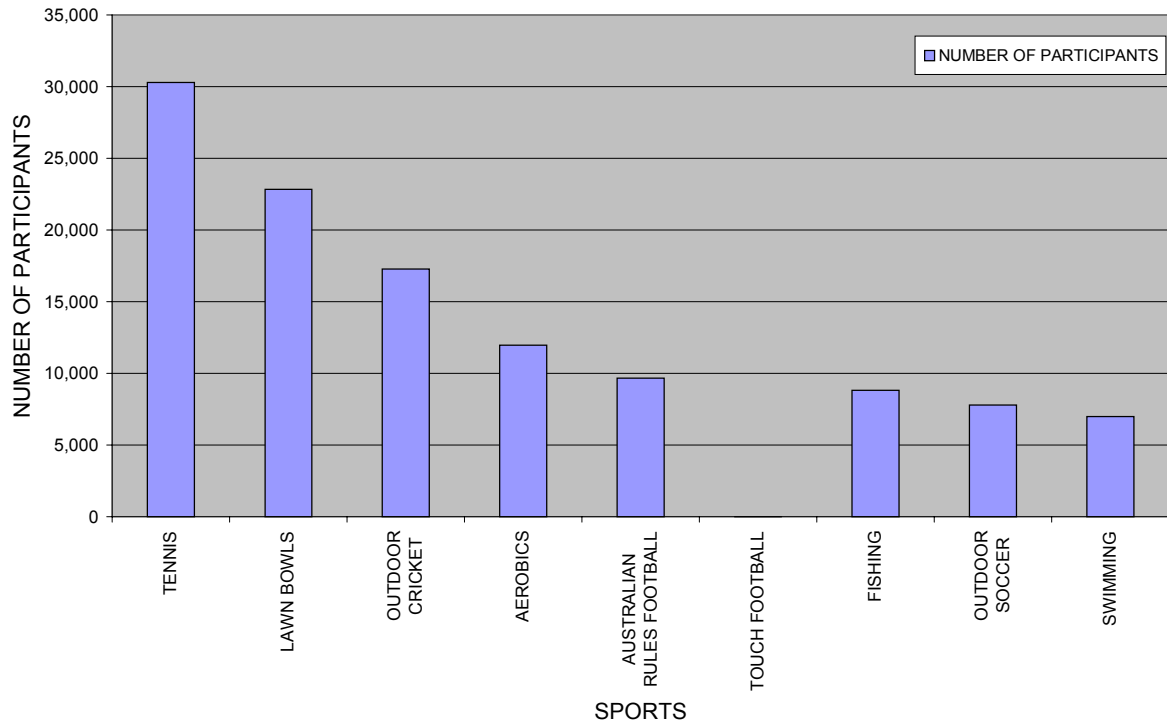
RATE OF PARTICIPATION BY CAPITAL CITY VS NON-CAPITAL CITY



RATE OF PARTICIPATION BY STATE



OTHER SPORTS PLAYED BY GOLF PARTICIPANTS



NUMBER OF OTHER SPORTS PLAYED BY GOLF PARTICIPANTS AND ALL PARTICIPANTS

