

# ICE AND SNOW SPORTS

This activity includes ice hockey, ice-skating and snow skiing.

## PROFILE

There are just over 46,000 people participating in ice and snow sports in Australia.

On average, ice and snow sport participants:

- Will be male, aged between 25-34 years
- Have never been married
- Live in the capital city regions of New South Wales or Victoria
- Are Australian born.

It is likely that those who participate in ice and snow sports will play another organised sport or physical activity. Four of the most popular are aerobics and fitness, swimming, horse riding and cycling.

## AGE AND GENDER

There are 46,200 adults who participate in ice and snow sports, and like the majority of other organised sport more men participate in ice and snow sports than women. The proportion of males and females in ice and snow sports is 53.6% and 46.4% respectively. Overall, about four in every one thousand Australians participate in ice and snow sports, at a rate of 0.4%.

The majority of men who take part in ice and snow sports are aged between 25 and 34 years – 39.1% (9,700) of all males who participate are aged in this group. For women, there is less variation in the number of participants in each age group compared to male participants, with the greatest number of participants coming from the 35-44 year group.

As with most sports a steady decline in participation rates is shown in each successively older age group. The participation rate for persons aged 18-24 years is 0.7% (12,600 participants) and falls to 0.2% or two persons in every one thousand for people aged 45 years or more.

## RESIDENCE

The Australian Capital Territory has the highest participation rate than any other region in Australia, with 1% of the population participating in the sport. The participation rate in New South Wales is 0.5% and that of Victoria being 0.4%. Queensland and South Australia have the lowest participation rates, with only 0.2% of their respective population participating in ice and snow sports.

For all organised sport and physical activity, people living in non-capital city regions have a higher participation rate than that of capital-city residents. However, ice and snow sports are more popular in capital-city areas, with 0.4%

of the population participating compared to 0.2% for people living in non-capital cities.

### **BIRTHPLACE**

The proportion of Australian-born people who participate in this activity (80.4%) is higher than the percentage of Australian-born people in the population (72.6%). The participation rate for Australian born adults is 0.4%. For players born overseas, the participation rate of those born in the United Kingdom, Ireland or New Zealand (0.2%) is lower than that for those people born in other overseas countries (0.3%).

### **MARITAL STATUS**

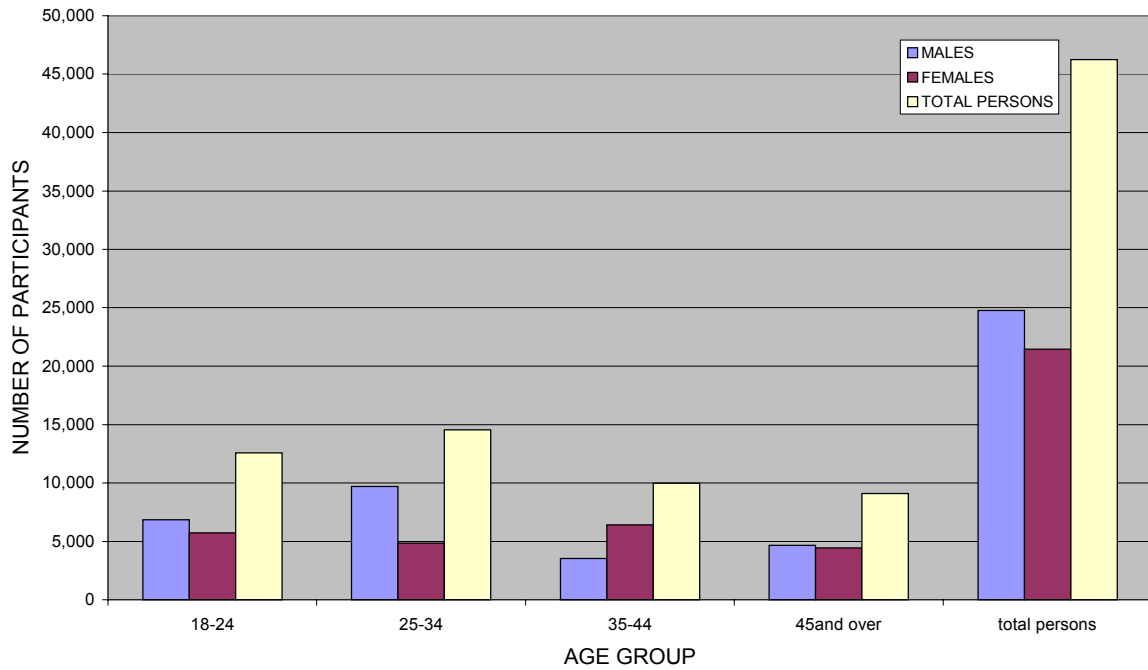
Compared with all adults and all sport and physical activity participants, proportionally fewer ice and snow sports participants are married. Indeed, 43.4% of people involved in ice and snow sports are married, while the proportion of married people participating in all organised sport and physical activities is 61.1%, and the percentage of all Australians who are married is 64.5%. The situation is reversed for persons who have never been married. In fact, 49.1% of participants have never been married while for organised sport and physical activity participants and all Australians aged 18 years or more; the proportions in this category are 29.5% and 22.1% respectively.

### **OTHER ORGANISED SPORTS AND PHYSICAL ACTIVITIES UNDERTAKEN**

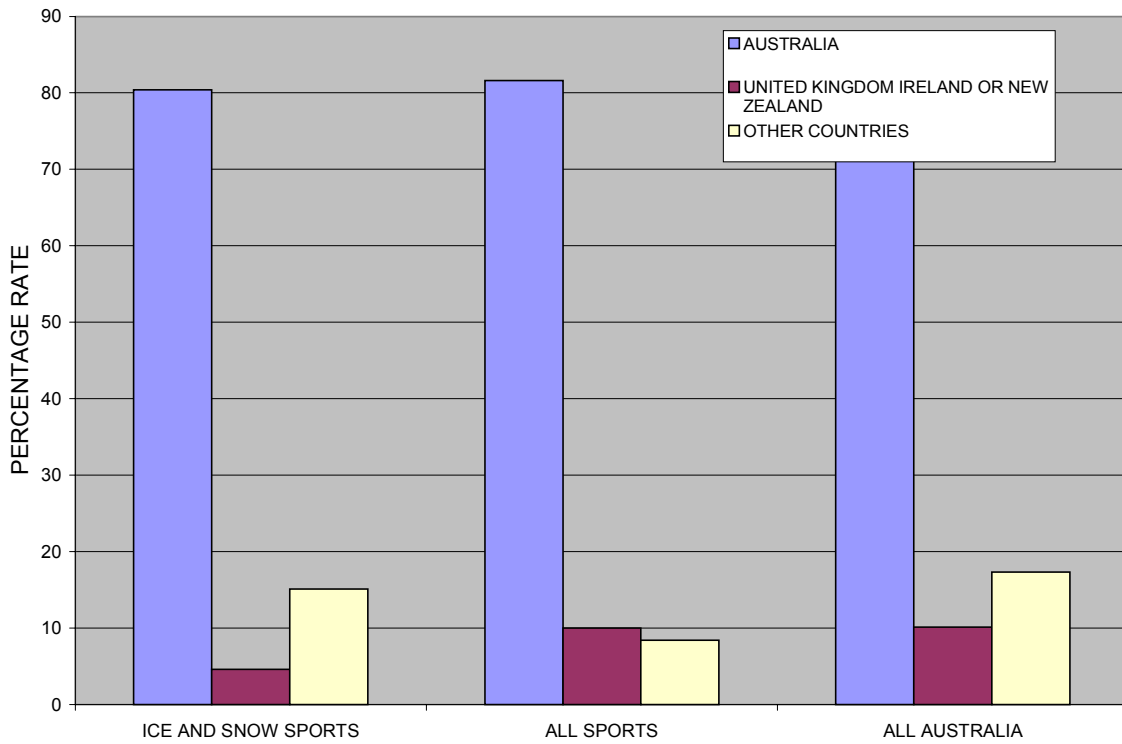
A significant proportion of ice and snow sport participants only part-take in this sport. Indeed, for 32.6% of participants, ice and snow sports is the only organised source of physical activity. However, more than 33.4% of people who participate in organised ice and snow sports also take part in other organised sports and physical activities, with 19.5% of participants (9,000 people) taking part in two others and 14.5% (6,700 people) playing three or more other sports or physical activities.

The main other organised sports or physical activities in which ice and snow sports participants take part are aerobics and fitness (8,400 participants), swimming (7,800) and horse riding (4,500).

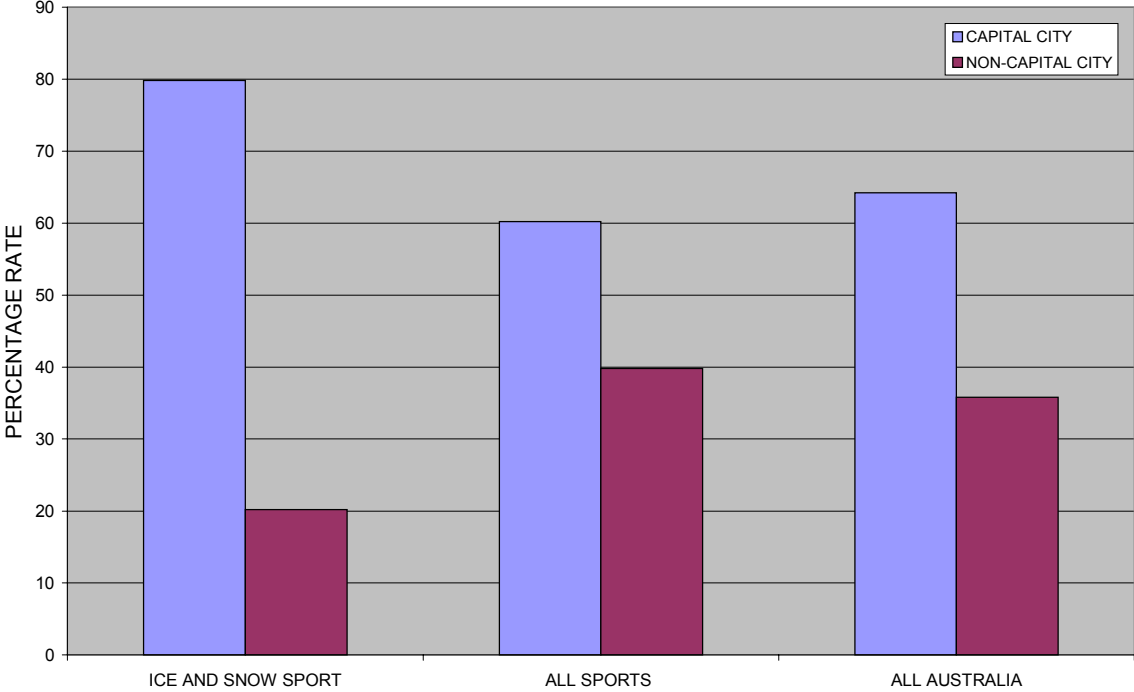
### NUMBER OF PARTICIPANTS BY AGE AND GENDER



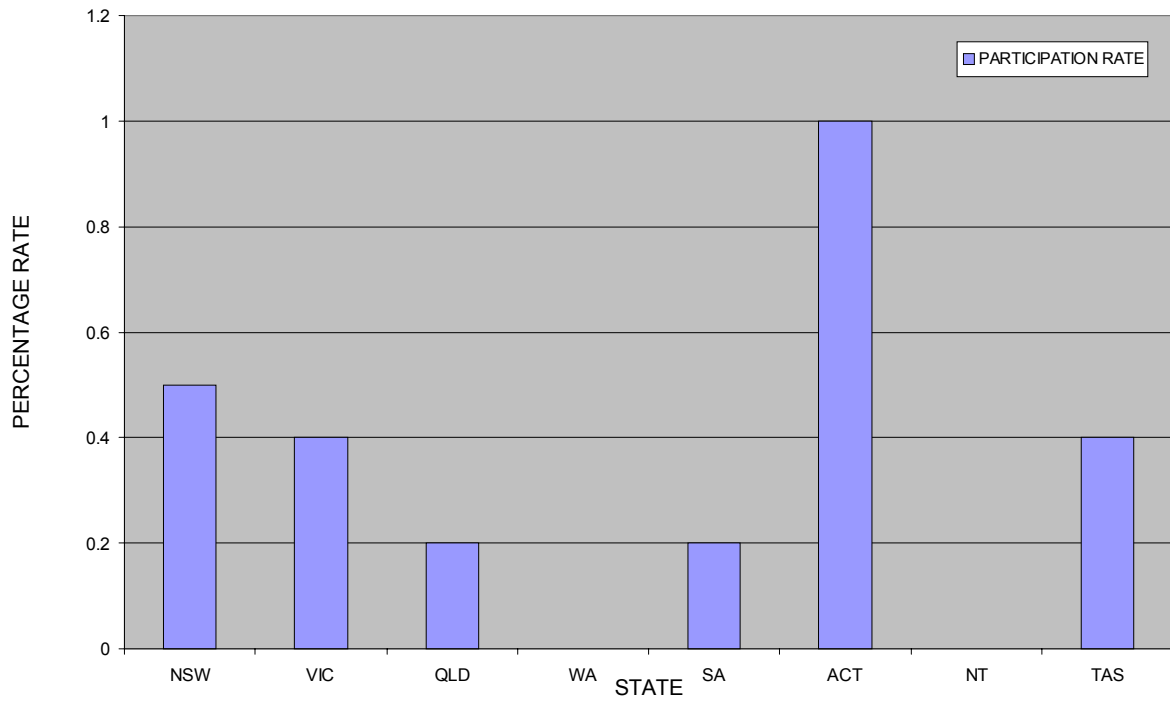
### RATE OF PARTICIPATION BY COUNTRY OF BIRTH



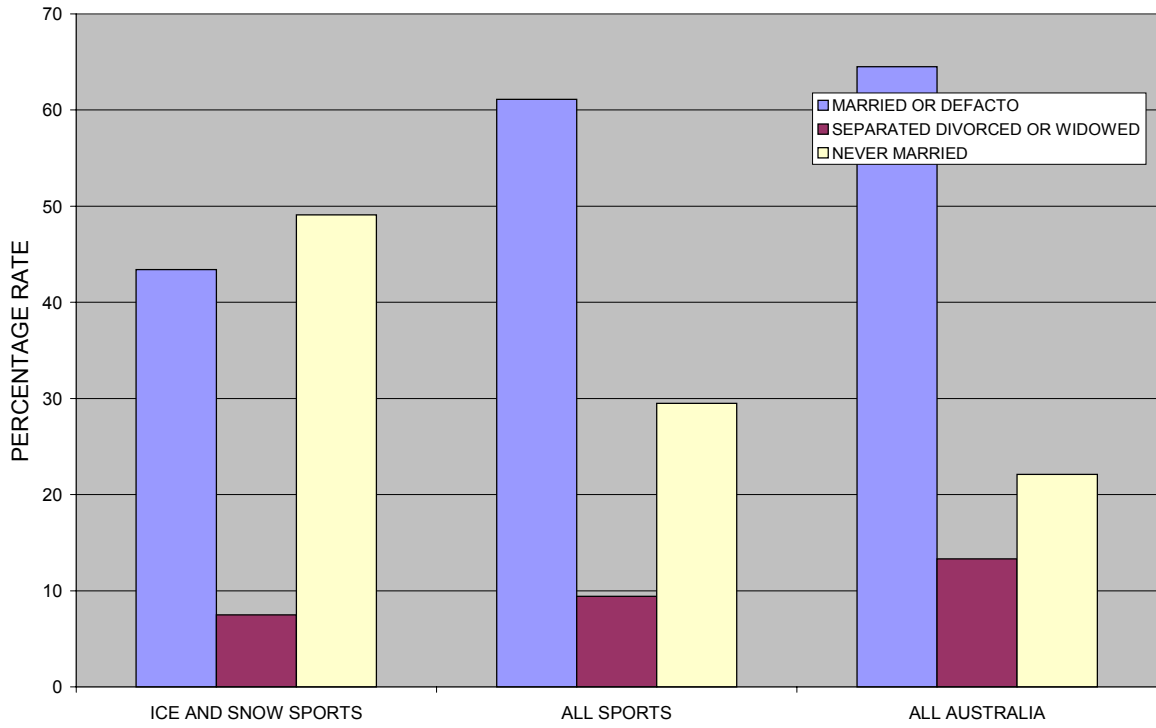
RATE OF PARTICIPATION BY CAPITAL CITY VS NON-CAPITAL CITY



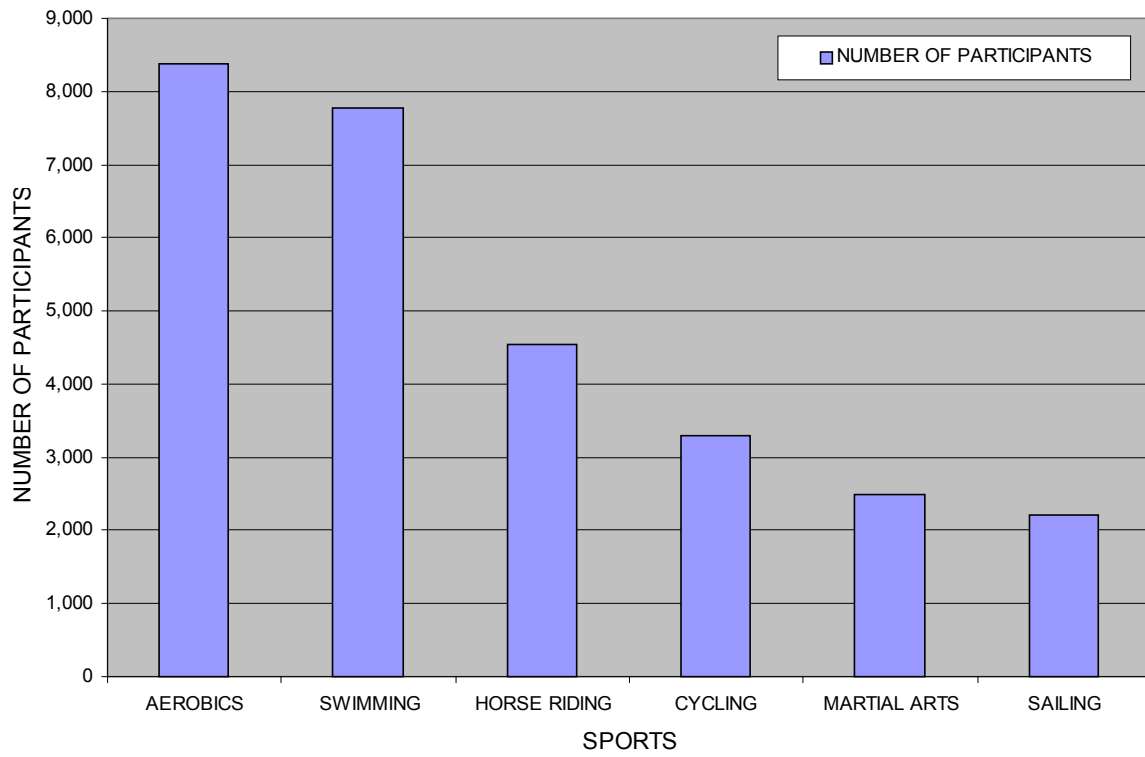
### RATE OF PARTICIPATION BY STATE



### RATE OF PARTICIPATION BY MARITAL STATUS



### OTHER SPORTS PLAYED BY ICE AND SNOW SPORT PARTICIPANTS



NUMBER OF OTHER SPORTS PLAYED BY ICE AND SNOW SPORT PARTICIPANTS AND ALL PARTICIPANTS

