

# MOTOR SPORTS

Motor sports include car racing, motor cycle racing, speedway, drag racing and go-kart racing.

## PROFILE

There are 72,745 people over the age of 18 years participating in motor sports in Australia.

On average, motor sports participants:

- Are males, aged between 25-34 years
- Live in New South Wales or Victoria
- Were born in Australia

Participants in motor sports are likely only to participate in this sport. Of those who do participate in other sports, aerobics and fitness, shooting, fishing and martial arts are the most popular.

## AGE AND GENDER

There are 72,700 Australian adults who participate in motor sports, of who 90.2% (65,600) are males. The participation rate for males involved in this sport is 1%, while the rate for females the participation rate is 0.1%. Overall, 0.6% of the Australian population participate in motor sports.

Participation peaks in the 25-34 year age group. There are 26,100 persons in this age group who participate, representing 35.9% of all participants in the sport, at a rate of participation of 1% by persons of this age.

Although there are between 14,000 and 17,000 participants in each of the three other age groups, the rate of participation in the sport is higher for persons aged 18-24 years (0.8%) than for either years or more (0.3%) those in the 35-44 year age group (0.6%) or persons aged 45.

## RESIDENCE

The highest participation rate is observed in the Northern Territory (1.2%). Queensland, South Australia and Tasmania, each with participation rates of 0.7% also have rates that are higher than the Australian average of 0.6%. Victoria (0.6%), Western Australia (0.5%) and New South Wales (0.6%) are below the national average.

For all organised sports and physical activities, people living in non-capital city regions have a higher participation rate than those living in capital cities – 31% compared to 26.2%. This trait is also observed for motor sports, with a 0.8% participation rate for non-capital city residents, and a participation rate of 0.4% for people living in capital-cities.

## **BIRTHPLACE**

The proportion of Australian-born people who participate in motor sports (86.4%) is higher than the percentage of Australian-born people in the population (72.6%); this is a participation rate of 0.7%. For players born overseas, a greater proportion were born in the United Kingdom, Ireland and New Zealand than were born in “other countries”. The participation rates for those places of origin were 0.5% and 0.1% respectively.

## **MARITAL STATUS**

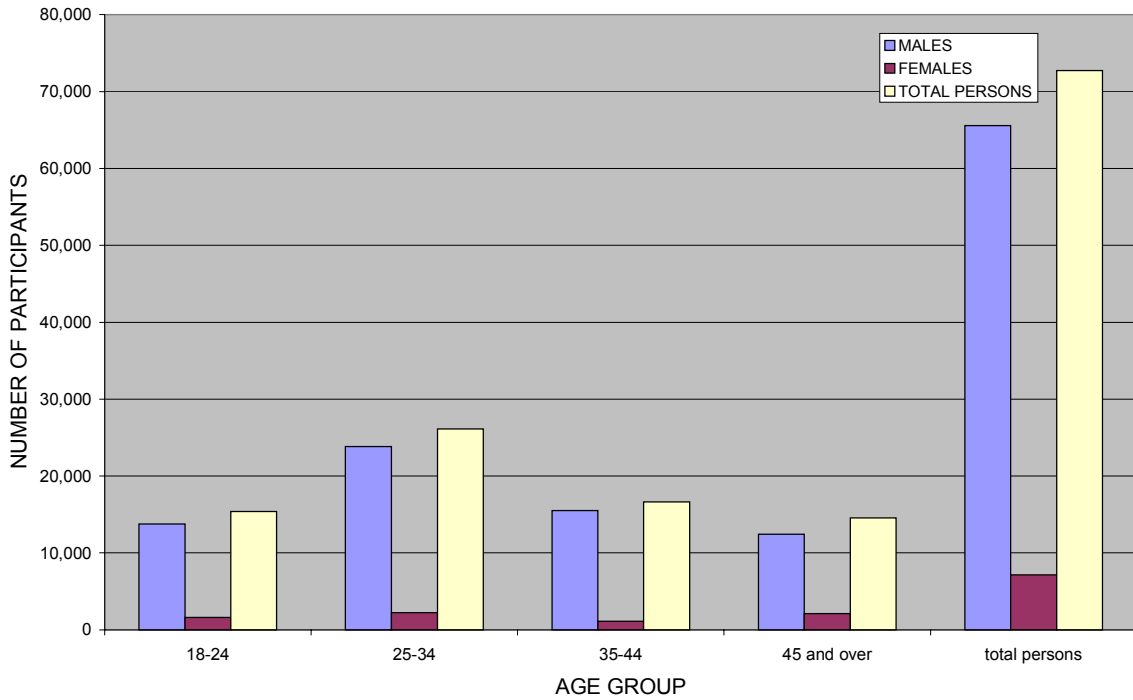
The proportion of participants in motor sports who are married (57.5%) is slightly less than both the proportion of married people participating in organised sport and physical activities (61.1%) and the percentage of all Australians who are married (64.5%). The situation was reversed for motor sports persons who have never been married – 35.1% of participants have never been married while, for all organised sport and physical activity participants and all people aged 18 years or over, the proportions in this category are 29.5% and 22.1% respectively.

## **OTHER ORGANISED SPORTS AND PHYSICAL ACTIVITIES UNDERTAKEN**

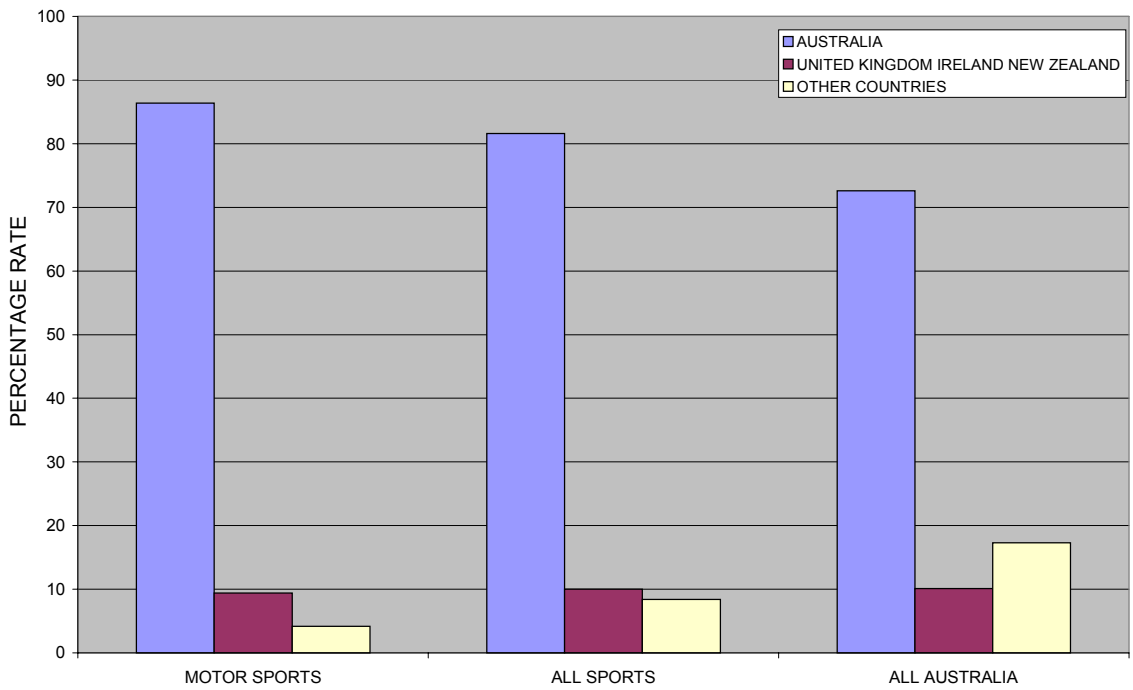
Motor sports is the only sport or physical activity undertaken by over 60% (45,100 people), of all participants in this sport. A further 23.5% of participants take part in one additional sport or physical activity, while 8.4% (6,100 people) take part in two or more sports, and 6.1% (4,500) play in three or more other sports and physical activities.

Among the other organised pursuits that are more popular with participants in motor sports are aerobics and fitness (3,200 participants), shooting sports (3,000), fishing (2,800), and martial arts (2,700).

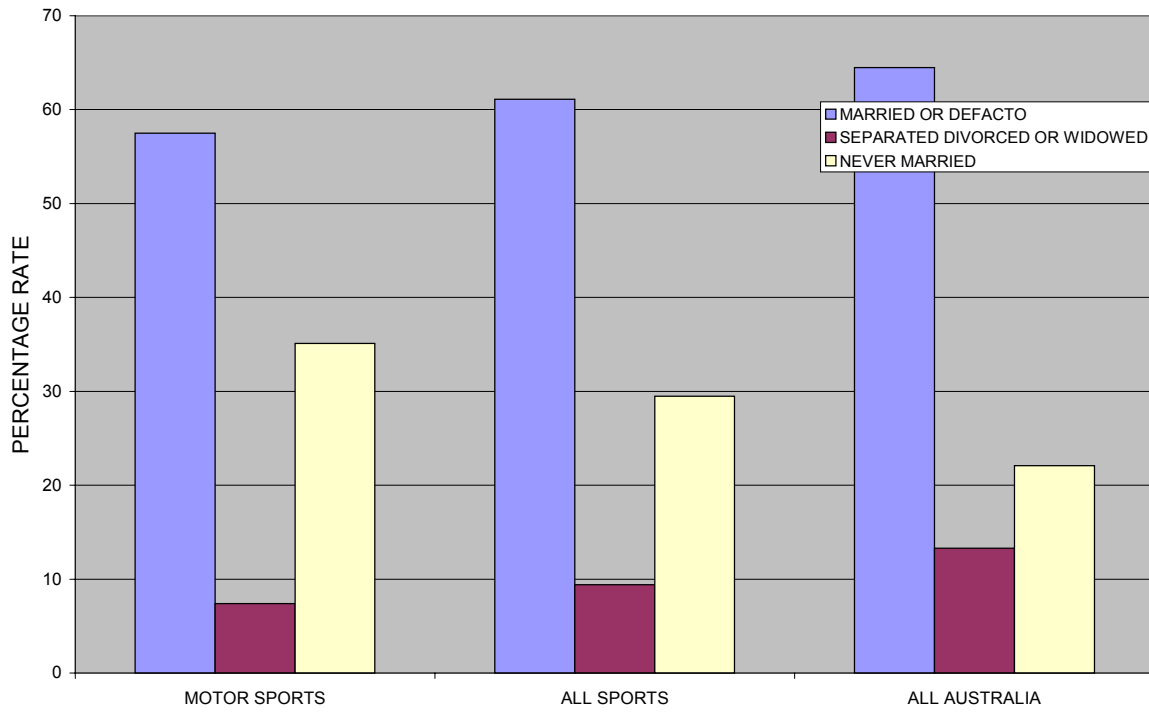
### NUMBER OF PARTICIPANTS BY AGE AND GENDER



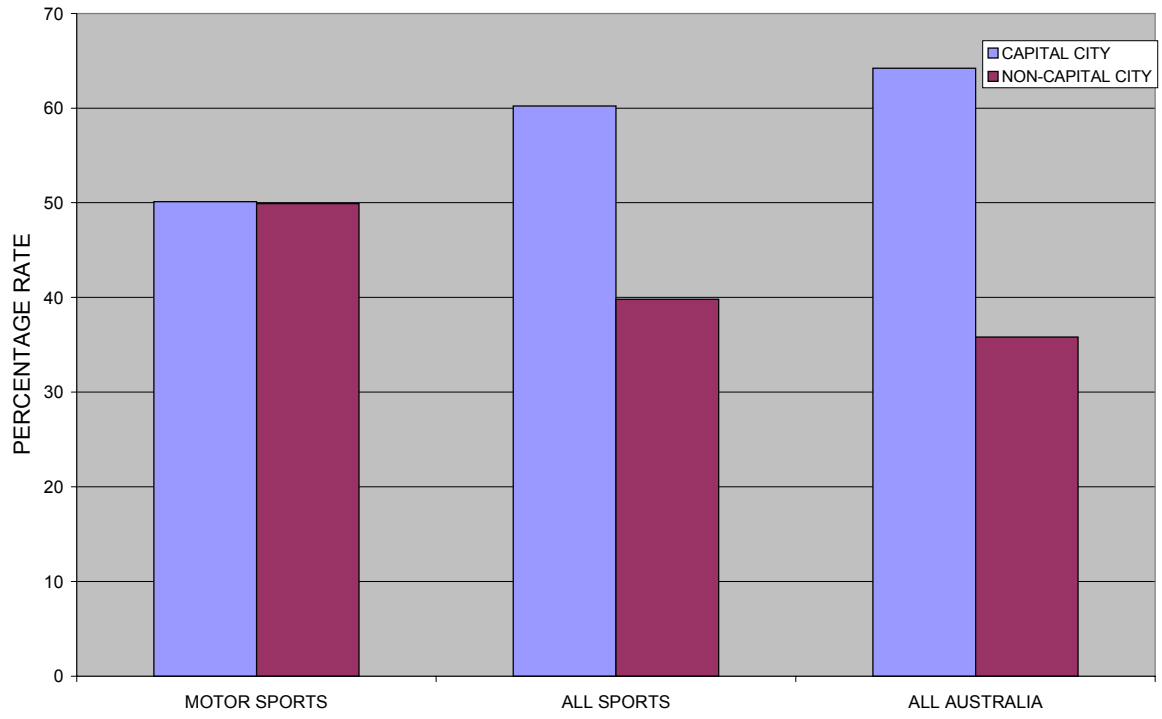
### RATE OF PARTICIPATION BY COUNTRY OF BIRTH



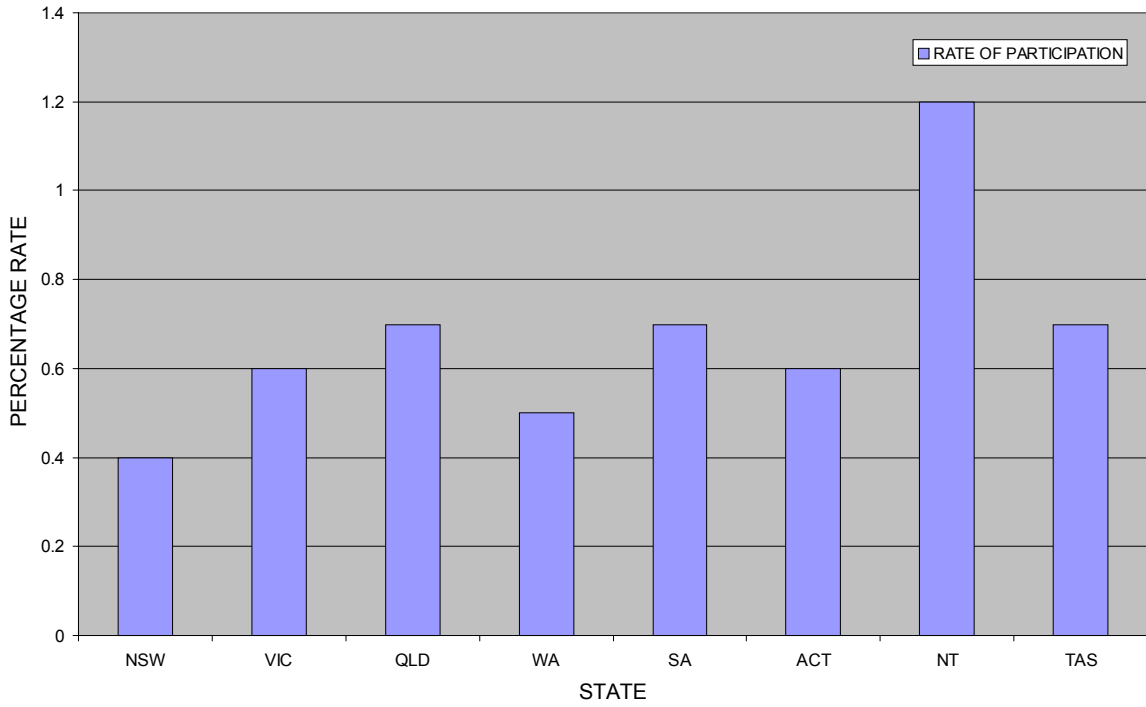
### RATE OF PARTICIPATION BY MARITAL STATUS



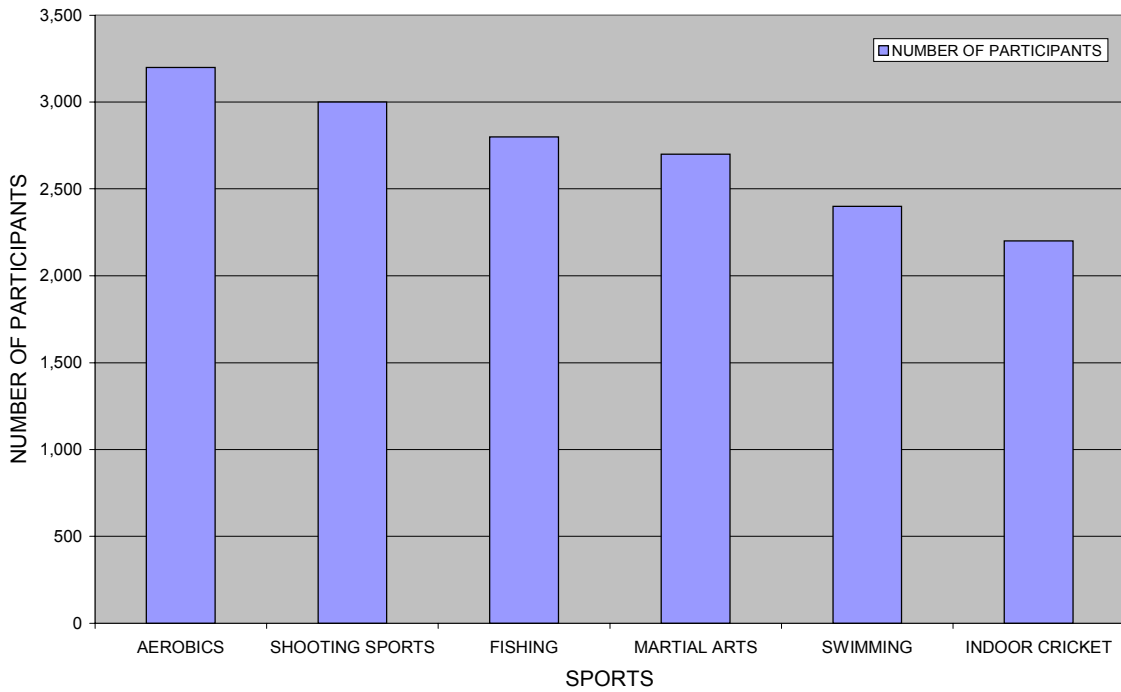
### RATE OF PARTICIPATION BY CAPITAL CITY VS NON-CAPITAL CITY



### RATE OF PARTICIPATION BY STATE



### OTHER SPORTS PLAYED BY MOTOR SPORT PARTICIPANTS



NUMBER OF OTHER SPORTS PLAYED BY MOTOR SPORTS PARTICIPANTS  
AND ALL PARTICIPANTS

