

SCUBA DIVING

PROFILE

There are just over 34,600 people over the age of 18 years participating in scuba diving in Australia.

On average, scuba diving participants:

- Are male, aged between 25 and 34 years
- Reside in capital city regions of New South Wales and Queensland
- Are Australian born
- Have never been married.

Notably, the majority of participants will play one other sport. Some of the popular sports participated in are aerobics and fitness, sailing, swimming and fishing.

AGE AND GENDER

There are 34,600 Australian adults who participate in scuba diving, a participation rate of 0.3%, or three persons in every one thousand. As with the majority of other organised sports, more men than women participate in this activity – 65.4% (22,600 people) of those who take part in the sport are male and 34.6% (12,000 participants) are female.

Unlike most other sports, participation rates for scuba diving do not decline successively with age. More than one-half of all scuba divers (51.9% or 18,000 people) are aged 25-34 years, with 0.7% of all people in this age group. The participation rates for participants in the 18-24 year and 35-44 year age groups drop off to 0.3% each, while very few people aged 45 years or more are involved.

RESIDENCE

Almost 57% of scuba diving participants reside in New South Wales or Queensland. However, in terms of participation rates, scuba diving is most popular in Western Australia, the Northern Territory and the Australian Capital Territory. In each of these regions, five in every one thousand (0.5%) adults take part in this activity. Participation rates are 0.4% in Queensland, and 0.2% in New South Wales and Victoria. The lowest participation rate is in South Australia, where only 0.1% of the adult population participate in this sport.

For all organised sports and physical activities, people living in non-capital city regions have a higher participation rate than those living in capital cities, 31% compared to 26.2%. However, scuba diving is marginally more popular with capital city residents than it is for people living in non-capital city regions, with participation rates of 0.3% and 0.2% respectively.

BIRTHPLACE

The proportion of Australian-born people who take part in scuba diving (78.2%) is slightly higher than the percentage of Australian-born people in the population (72.6%). In contrast, a lower proportion of scuba divers were born in the United Kingdom, Ireland or New Zealand (6.7%) than the percentage of adult Australians whose birthplace was one of these countries (10.1%).

The percentage of scuba divers born in “other countries” (15.1%) is significantly higher than the proportion of all sport and physical activity participants born in this region (8.4%).

MARITAL STATUS

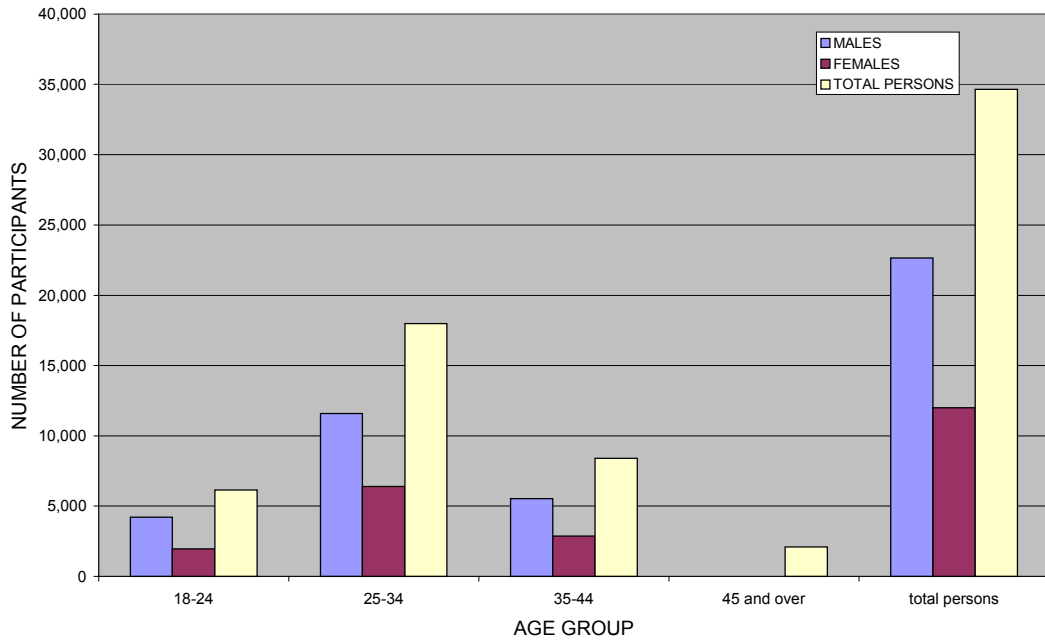
The number of scuba divers who are married is similar to the number who have never been married – 45.9% of participants are married, while 47.2% have never been married. The proportion of married people who participate in scuba diving is lower than both the proportion of married people participating in all organised sport and physical activities (61.1%) and the percentage of Australians who are married (64.5%). However, the reverse is true for persons who have never been married. The percentage of ‘never married’ scuba divers is much higher than the proportions of all organised sport and physical activity participants (29.5%) and of all people aged 148 years or more (22.1%) in that category.

OTHER ORGANISED SPORTS AND PHYSICAL ACTIVITIES UNDERTAKEN

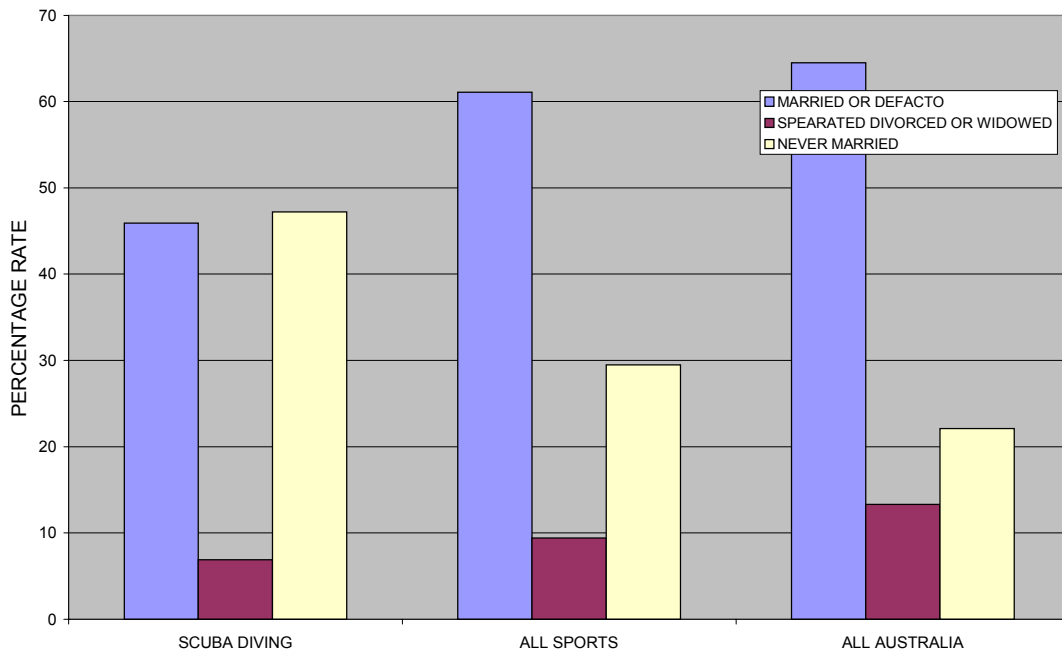
Scuba diving is the only organised sport and physical activity undertaken by 30% (10,400 people) of all participants in this activity. Almost two-fifths of all scuba divers (38.8% or 13,400 people) participate in one other organised activity, while 0.7% (7,200 people) take part in two others and 10.5% (3,600 people) are involved in three or more other sports or activities.

Other organised sports and physical activities popular with scuba divers include aerobics and fitness (5,600 participants), sailing (3,300 participants), swimming (3,200 participants) and fishing (3,000 participants).

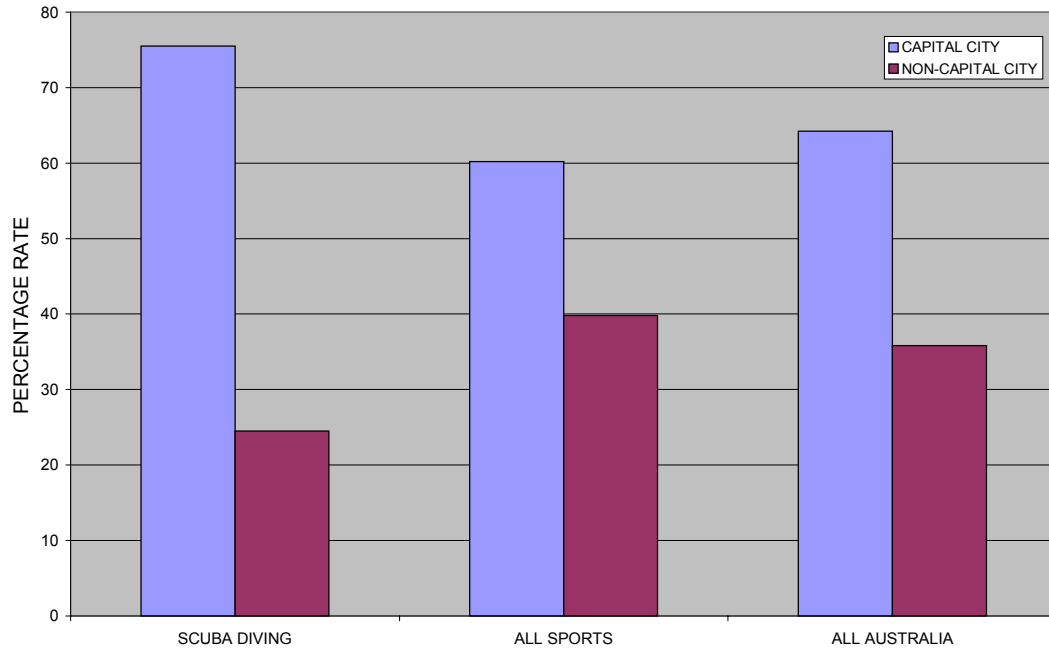
NUMBER OF PARTICIPANTS BY AGE AND GENDER



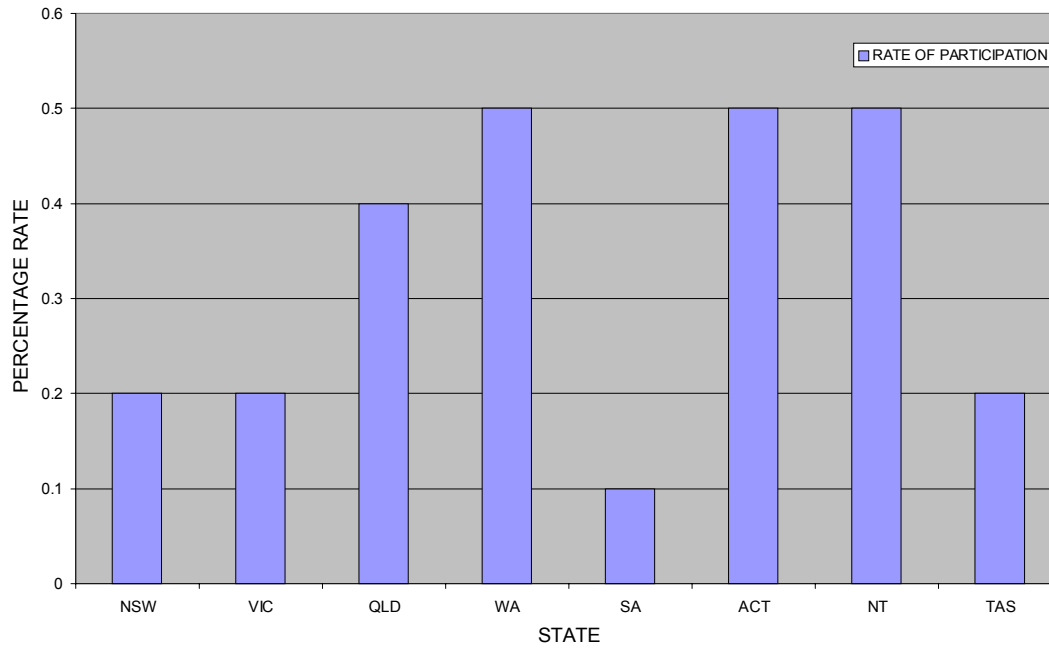
RATE OF PARTICIPATION BY MARITAL STATUS



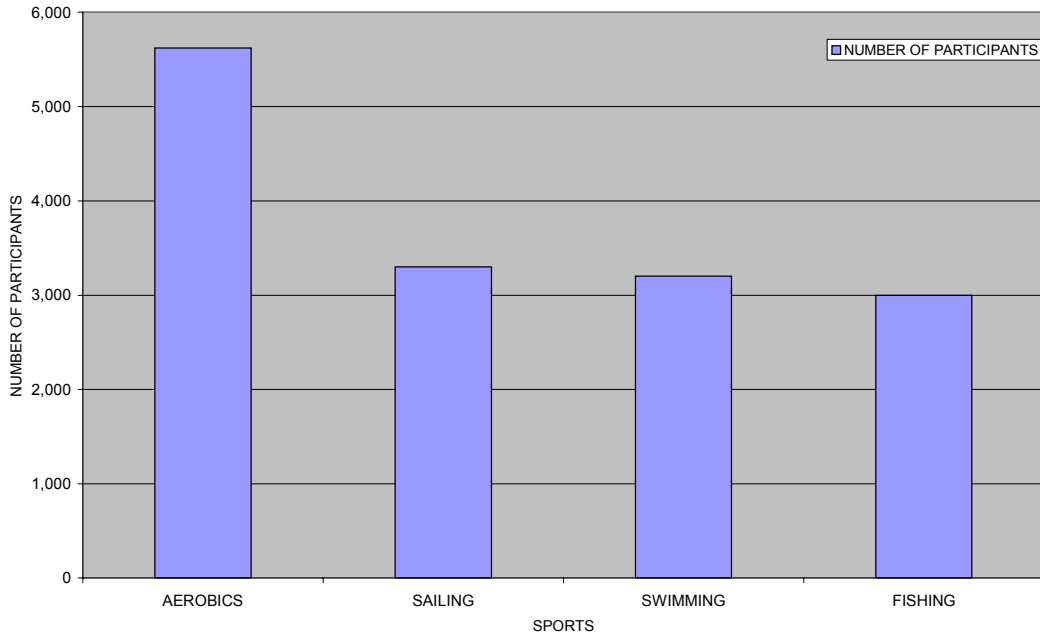
RATE OF PARTICIPATION BY CAPITAL CITY VS NON-CAPITAL CITY



RATE OF PARTICIPATION BY STATE



OTHER SPORTS PLAYED BY SCUBA DIVING PARTICIPANTS



NUMBER OF SPORTS PLAYED BY SCUBA DIVING PARTICIPANTS AND ALL PARTICIPANTS

