

SHOOTING SPORTS

Shooting sports include pistol shooting, hunting and paintball.

PROFILE

There are just under 69,000 people over the age of 18 years participating in shooting sports in Australia.

On average, shooting sports participants:

- Are male, aged 45 years and over
- Reside in non-capital city regions of Victoria, New South Wales or Queensland
- Are Australian born
- Will be married

Participants in this sport will likely only participate in this sport. Some other sports and physical activities popular among shooting sports participants are fishing, martial arts, motor sports and swimming.

AGE AND GENDER

There are 68,700 Australians who participate in shooting sports, a participation rate of 0.5%, or five persons in every one thousand. Like the majority of other organised sports and physical activities, more men than women participate in shooting sports – 89.5% (61,500 persons) of those who take part are males and 10.5% (7,200 people) are females.

Shooting sports are more a sport for older people. The most common age range for shooters is 45 years and over, 37.1% (25,500 persons) of all participants is in this age group. However, the highest participation rate is observed for persons in the 35-44 year age group, with 0.7% (17,700 participants) of this age group participating. A similar number of participants and participation rate is evident for 25-34 year olds – 17,700 participants representing a rate of 0.6%. Only 7,600 persons aged 18-24 years participate in shooting sports.

RESIDENCE

Almost 80% of shooters live in Victoria, New South Wales and Queensland. However, in terms of participation rates, shooting is the most popular in the Northern Territory, Tasmania and Queensland, which have participation rate of 1.2%, 1% and 0.7% respectively. New South Wales, South Australia and Western Australia have the lowest participation rates in Australia. In each of these states, only 0.4% of the adult population participate in shooting sports.

For all organised sports and physical activities, people living in non-capital city regions have a higher participation rate of 31% compared to the rate of capital-city residents, which is 26.2%. This is especially true for shooting sports for which

the participation rate of people living in non-capital city regions being three times the rate of capital-city regions - 0.9% compared to 0.3%.

BIRTHPLACE

The proportion of Australian-born people participating in shooting sports (79.5%) is higher than the percentage of Australian-born people in the population (72.6%). Proportions of participants in shooting sports who were born in the United Kingdom, Ireland or New Zealand (11%) and of all adult Australians born in those countries (10.1%) are similar. However, the percentage of shooters born in other countries (9.6%) is just under half the rate of Australians aged 18 years or over born in other countries (17.3%).

MARITAL STATUS

The proportion of married people participating in shooting sports is 67%. This is higher than both the proportion of married people participating in organised sport and physical activities (61.1%) and the percentage of Australians who are married (64.5%). Of all participants in shooting sports, 8.4% of them are separated, divorced or widowed while, for organised sport and physical activity participants and all Australians aged 18 years or more, the proportions in this category are 9.4% and 13.3% respectively.

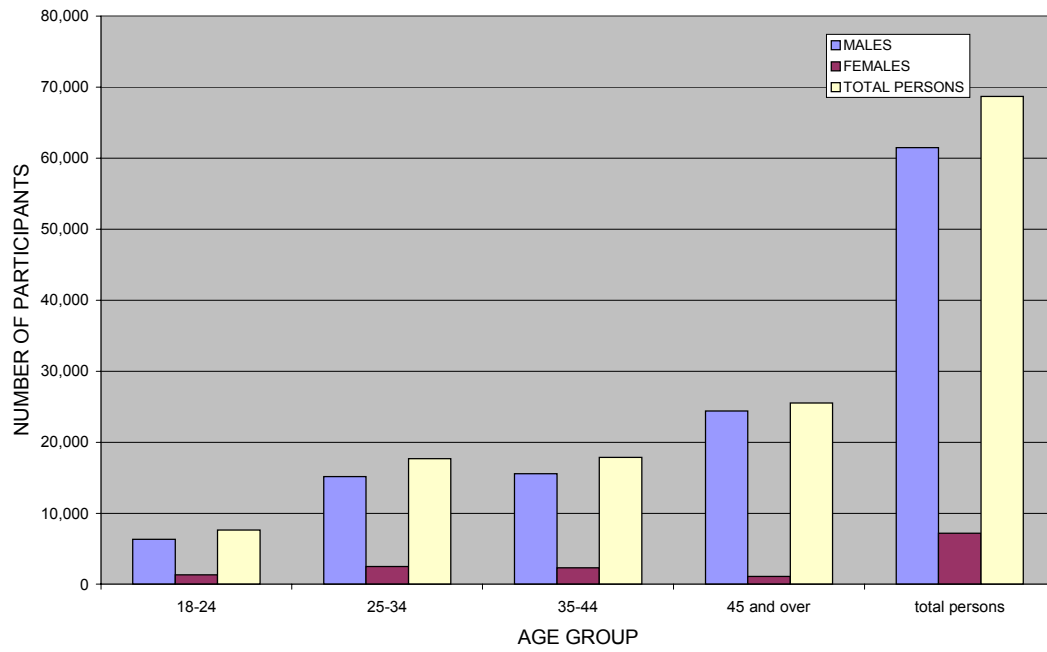
People who have never been married make up 22.1% of the Australian population, 24.6% of people involved in shooting sports and 29.5% of all sports and physical activity participants.

OTHER ORGANISED SPORTS AND PHYSICAL ACTIVITIES UNDERTAKEN

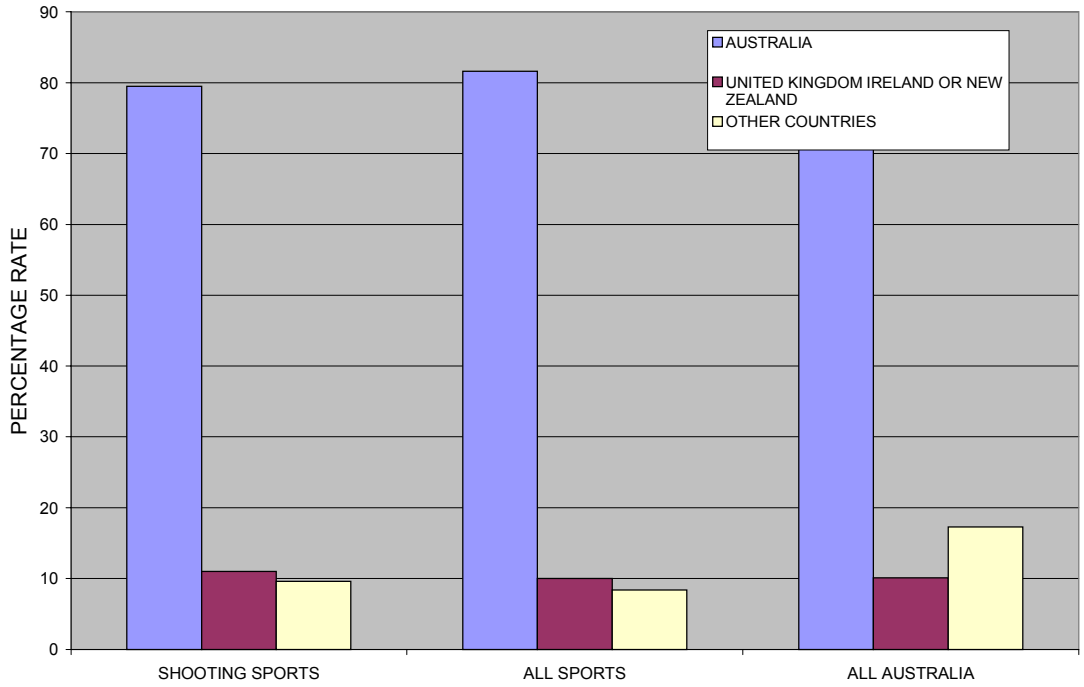
Shooting sports is the only organised sport or physical activity undertaken by 58.7% (40,300 people) of all participants involved in this activity. Almost 30% (19,400 people) participate in one other organised activity, while 9.5% (6,600 people) take part in two other activities, and 3.5% (2,400 people) are involved in three or more other sports or activities.

Other organised sports and physical activities popular with people who take part in shooting sports are fishing (7,500 participants), martial arts (3,400), motor sports (3,000) and swimming (3,000).

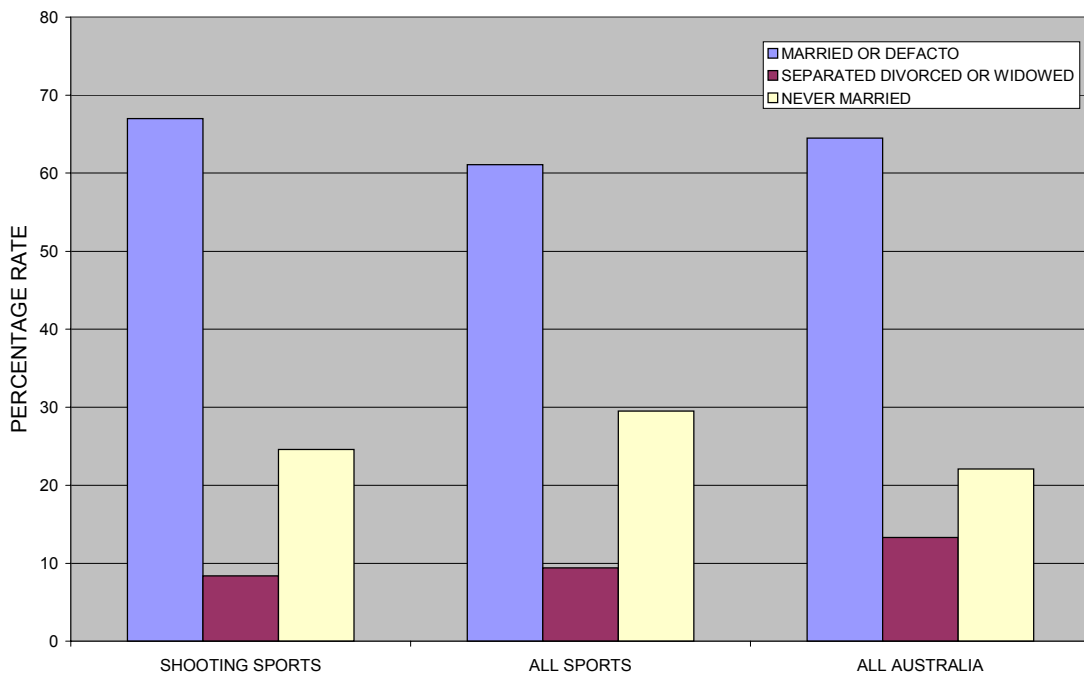
NUMBER OF PARTICIPANTS BY AGE AND GENDER



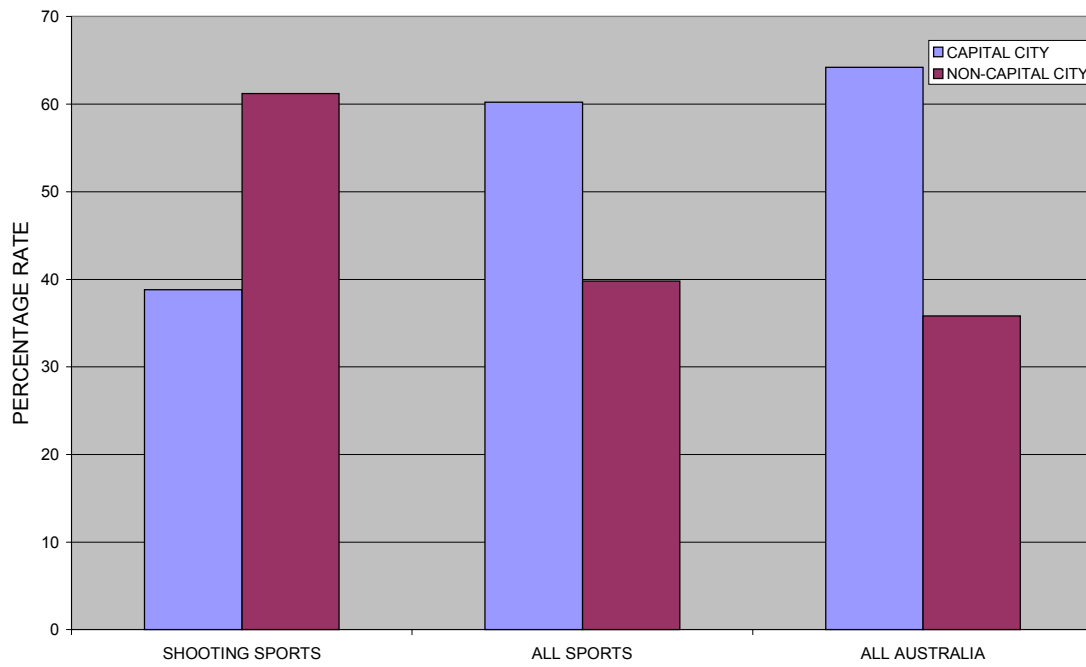
RATE OF PARTICIPATION BY COUNTRY OF BIRTH



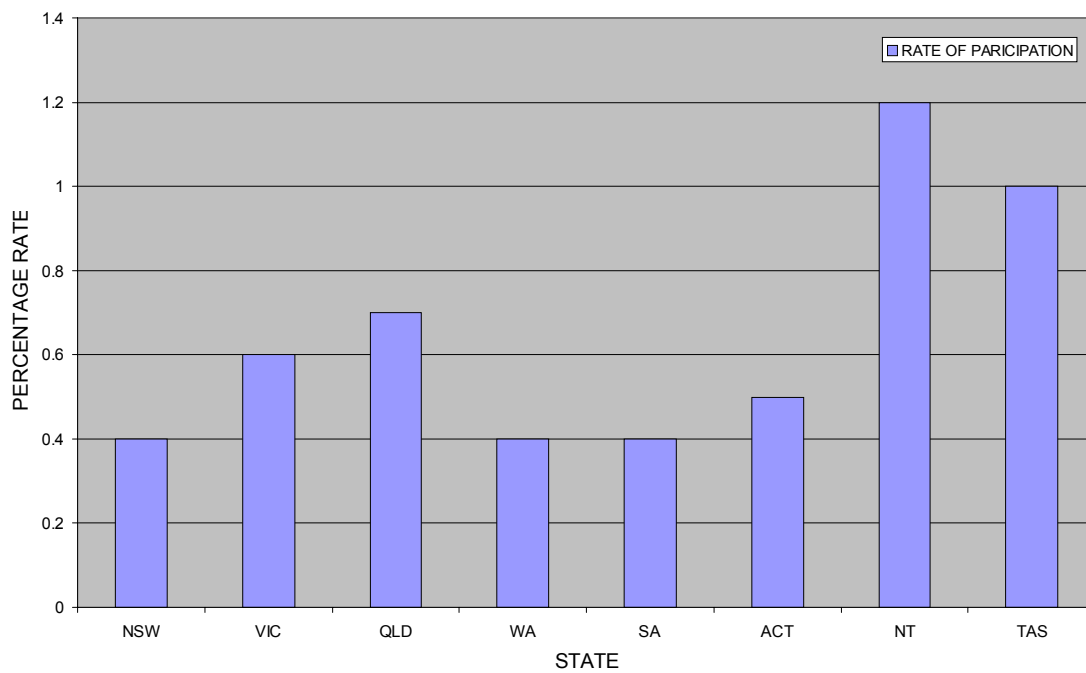
RATE OF PARTICIPATION BY MARTIAL STATUS



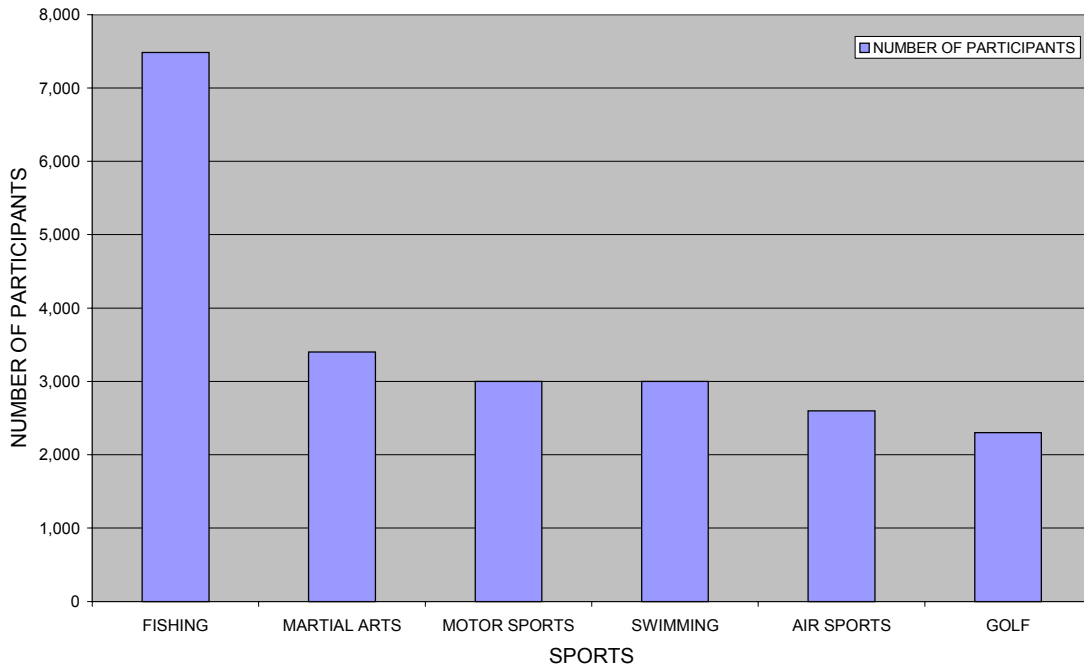
RATE OF PARTICIPATION BY CAPITAL CITY VS NON-CAPITAL CITY



RATE OF PARTICIPATION BY STATE



OTHER SPORTS PLAYED BY SHOOTING SPORTS PARTICIPANTS



NUMBER OF OTHER SPORTS PLAYED BY SHOOTING SPORTS PARTICIPANTS AND ALL PARTICIPANTS

