

SOFTBALL

PROFILE

There are just over 38,200 Australian adults participating in softball. This is a participation rate of 0.3%.

On average, softball participants:

- Are female, aged 18-24 years
- Reside in the non-capital city regions of New South Wales or Western Australia
- Are Australian born
- Will be married.

Most participants in softball will only play this sport. Those who do participate in other sports and physical activities are likely to participate in aerobics and fitness, tennis and outdoor hockey.

AGE AND GENDER

There are 38,200 participants in softball. Unlike the majority of organised sports and physical activities, participants are predominately women. In comparison, with all sports participation, where only 45% of women participate, in softball 76.1% (29,100) of people who take part in softball are female. The highest number of participant for females in softball is found in the 18-24 and 25-34 year age groups, (where 10,000 and 10,900 participants respectively are female), while for males the highest number of participants are found in the 25-34 year age group (4,000 players).

As with the majority of organised sports and physical activities, participation rates decline with each successive age group. Participation rates, which peak at 0.6% for 18-24 year olds, decline gradually for each of the next two age groups, with very few participants aged 45 years or more. Overall, three in every one thousand adults participate in softball (0.3%).

RESIDENCE

Together players from New South Wales and Western Australia comprise 55.1% of all adult players nationally. The Northern Territory and Western Australia have the highest participation rates of 0.9% and 0.8% respectively. Other regions with a participation rate higher than the Australian average of 0.3% are Tasmania (0.5%) and the Australian Capital Territory (0.4%).

For all organised sports and physical activities, people living in non-capital cities have a higher participation rate than those living on capital cities - 31.0% compared with 26.2%. This is also true for softball, where there is a rate of 0.4% for non-capital cities and 0.2% for capital cities.

BIRTHPLACE

Australian-born people comprise 86.5% of all softball players (33,000 participants), a rate of participation of 0.3%. This is the same rate as that of participants born in the United Kingdom, Ireland and New Zealand. This rate is three times that of players born in “other countries”, where only 0.1% of that population participates in softball.

MARITAL STATUS

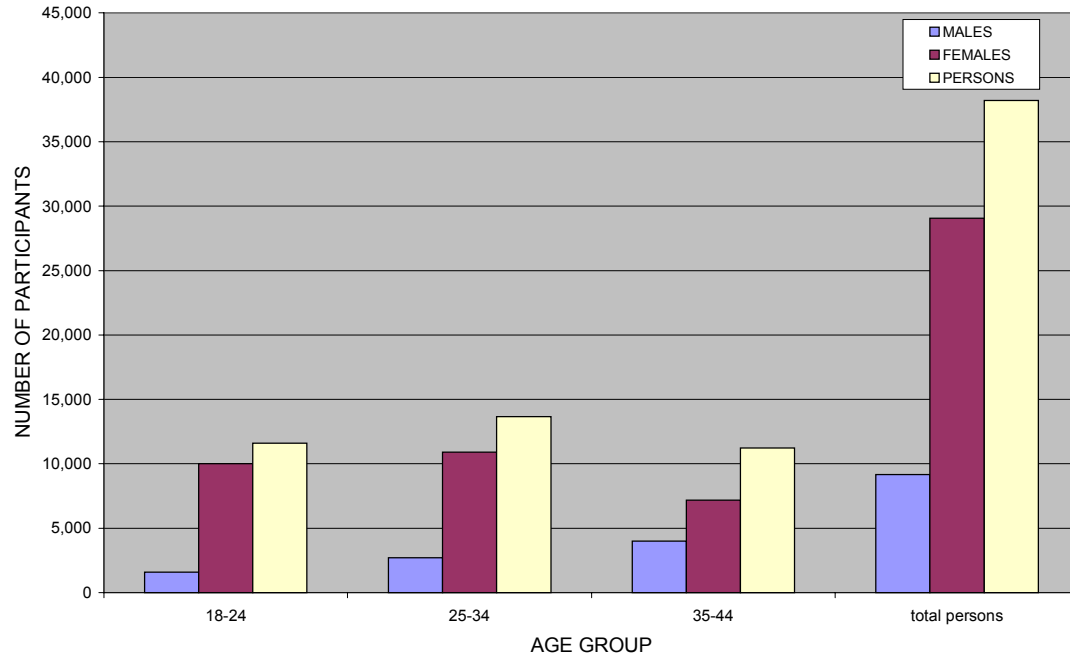
The proportion of married people playing softball (59.8%) is lower than both the proportion of married people playing in organised sport and physical activities (61.1%) as well as the percentage of Australian adults who are married (64.5%). The position is reversed for persons who have never been married. Approximately one-third of adults who play softball have never been married (33.4%), higher than both the percentage of all participants in organised sport and physical activities who have never been married (29.5%) and all Australians aged 18 years or more with this marital status (22.1%).

OTHER ORGANISED SPORTS AND PHYSICAL ACTIVITIES UNDERTAKEN

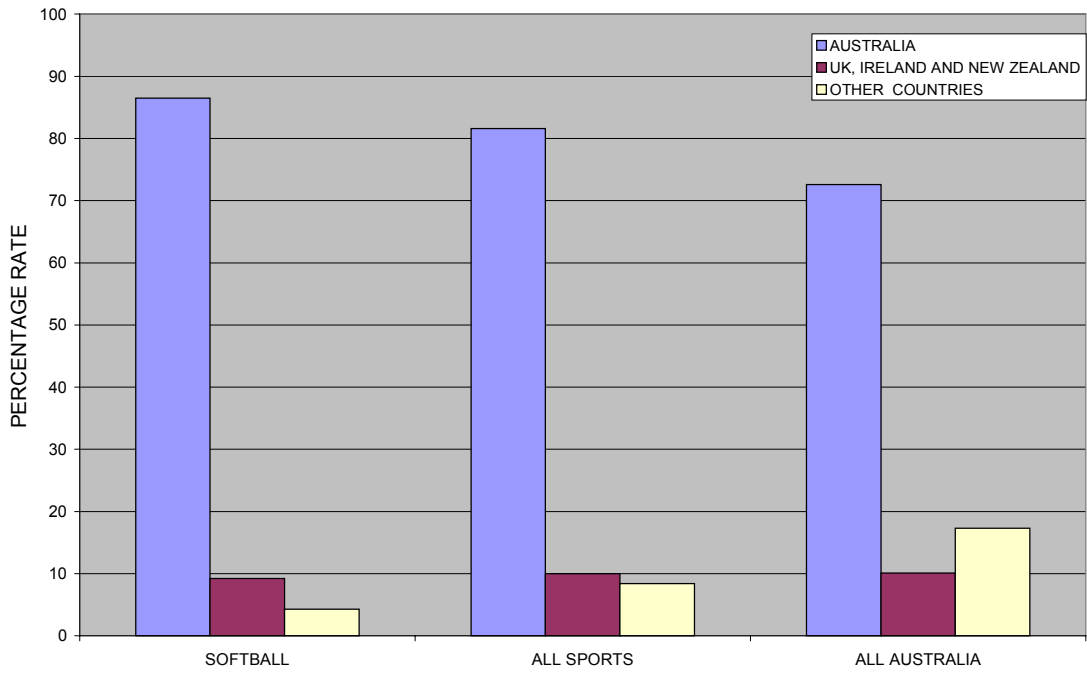
Softball is the only organised sport or physical activity undertaken by slightly less than one half of all players (47.5%). Approximately one-quarter (24.2%) participate in one additional sport or physical activity, while 19.1% (7,300 people) take part in two other sports, and 9.2% (3,500 people) play in three or more other sports or physical activities.

Other popular sports and physical activities undertaken by softball players are netball (5,400 participants), aerobics (4,200) tennis and outdoor hockey, with 3,400 and 2,500 participants respectively.

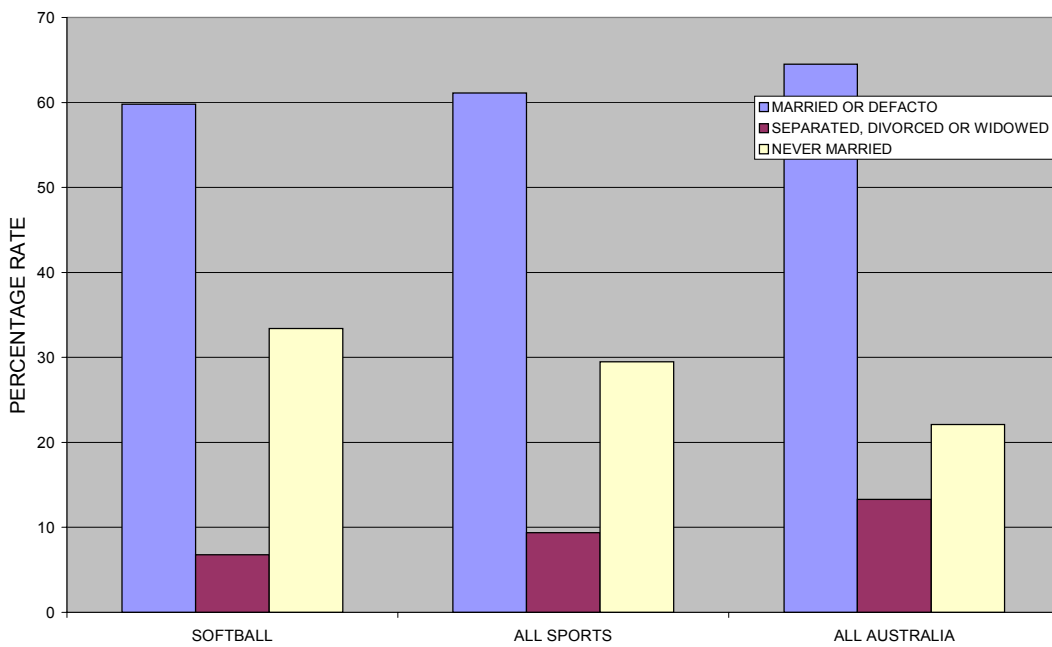
NUMBER OF PARTICIPANTS BY AGE AND GENDER



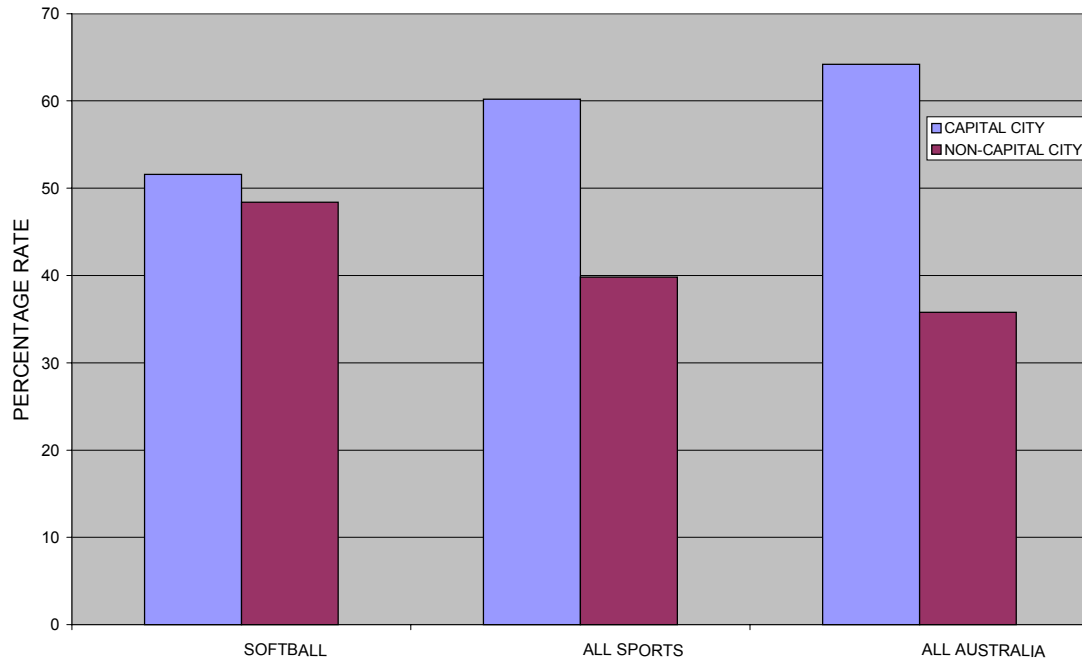
RATE OF PARTICIPATION BY COUNTRY OF BIRTH



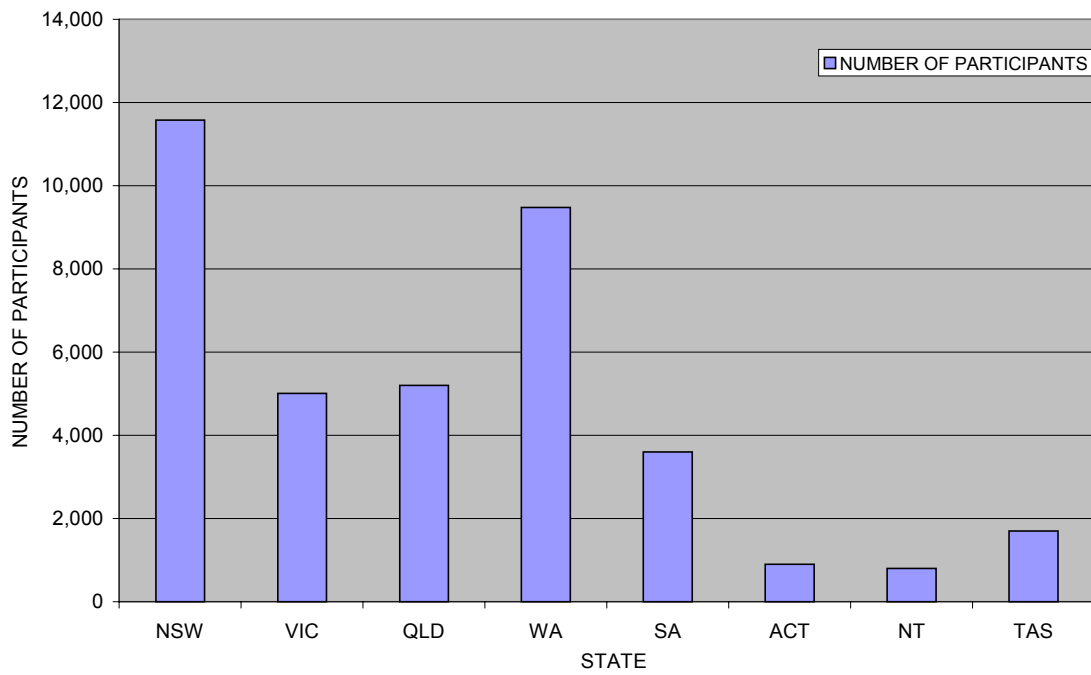
RATE OF PARTICIPATION BY MARITAL STATUS



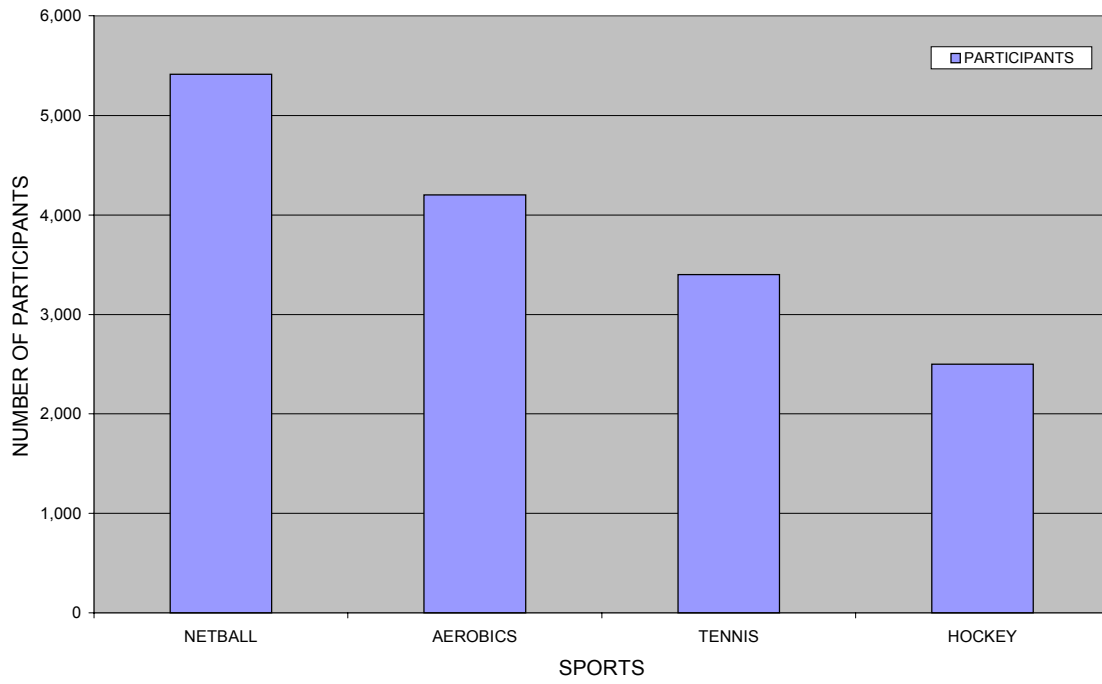
RATE OF PARTICIPATION BY CAPITAL CITY VS NON-CAPITAL CITY



NUMBER OF PARTICIPANTS BY STATE



OTHER SPORTS PLAYED BY SOFTBALL PARTICIPANTS



NUMBER OF SPORTS PLAYED BY SOFTBALL PARTICIPANTS AND ALL PARTICIPANTS

