

# TENPIN BOWLING

## PROFILE

There are just under 152,400 people over the age of 18 years participating in tenpin bowling in Australia.

On average, tenpin bowling participants:

- Are female aged 35 years and over
- Reside in the non-capital city regions of Queensland
- Are Australian born
- Will be employed full time
- Work as intermediate clerical and service workers.

Tenpin bowlers will probably play only this sport. Of those who do participate in other sports and physical activities aerobics and fitness, swimming, tennis and golf are popular.

## AGE AND GENDER

There are 152,391 Australian adults who participate in tenpin bowling, the majority of who are female. Indeed, 55.6% of participants are female (84,700) and 44.4% (67,700) are male. For females, most participants are aged 45 years and over age (28,900) while the greatest number of male tenpin bowling participants are in the two youngest age groups – 20,500 participants are aged 18-24 years and 20,800 participants are aged 25-34 years.

As is the case with most organised sports and physical activities, the rate of participation in tenpin bowling is highest for the youngest age group and diminishes for each successively older age group. The highest participation rate in tenpin bowling is for persons aged 18-24 years – with 1.8% of Australians aged 18-24 participating in tenpin bowling. The participation rate falls to 0.8% of persons aged 45 years and over. Overall, 12 in every one thousand adults participate in tenpin bowling; this is a participation rate of 1.2%.

## RESIDENCE

Queensland and New South Wales account for over 55% of all participants in tenpin bowling. The highest rate of participation in tenpin bowling is observed in Queensland where 1.8% of the adult population participate. The only other region for which the participation rate is higher than the Australian average is the Northern Territory, where 1.4% of people participate. Tasmania and New South Wales have the lowest participation rates, with only 0.9% of their respective adult population participating in tenpin bowling.

For all sports and physical activity, people living in non-capital city regions have a participation rate of 31% which is higher than the rate of participation by capital-city residents which stands at 26.2%. This difference is also observed for tenpin

bowling participants, with non-capital city people participating at a rate of 1.2% compared with 1.1% for capital-city participants.

### **BIRTHPLACE**

Of the 152,391 people who take part in tenpin bowling, 83.4% (127,100 people) were born in Australia. This is a participation rate of 1.3% for all Australian-born persons aged 18 years or more. Of the overseas born participants in tenpin bowling, 1.1% were born in the United Kingdom, Ireland or New Zealand – 13,800 adults with this birthplace. Only 0.5% (11,500) of adults born in “other countries” participate in the sport.

### **MARITAL STATUS**

The proportion of tenpin bowlers who are married (56.6%) is lower than both the proportion of married people participating in organised sport and physical activity (61.1%), and the percentage of all Australians who are married (64.5%).

The 48,600 participants who have never been married represent 31.9% of all tenpin bowlers. In comparison, 29.5% of all organised sport and physical activity participants and 22.1% of all Australians aged 18 years or over are in this category.

Participation in tenpin bowling by separated divorced or widowed people - 11.6% of all participants- is midway between the proportion of all sport and physical activity participants and all adults with this marital status – 9.4% and 13.3% respectively.

### **LABOUR FORCE STATUS**

The proportion of tenpin bowlers who are employed is 66.8%, and is lower than the proportion of all sport and physical activity participants who are employed at 73.1%. Conversely, the percentage of tenpin bowlers not in the labour force is higher than the proportion of all sport and physical activity participants who are not looking for work – 27% and 22.8% respectively.

### **OCCUPATION AND INDUSTRY**

More tenpin bowlers are employed as intermediate clerical, sales and service workers than any other occupational group. Indeed, 17.8% of all people who take part in this tenpin bowling work in this occupation. This is a higher proportion than the percentage of both all sport and physical activity participants and all adults with an occupation classified to the intermediate clerical, sales and service workers group, 14.9% and 12.4% respectively. Professional's (10%) and trades persons and related workers (9.9%) are other occupations, which higher proportions of tenpin bowlers work.

More tenpin bowlers work in the manufacturing industry than any other industry. With 14.4% of tenpin bowlers employed in this area, it is both higher than the proportion of all adults who work in manufacturing and the proportion of all sport

and physical activity participants who work in that industry at 8.1% and 8% respectively.

### **INCOME**

Almost 30% of people who participate in tenpin bowling earn income in the range of \$25,001-\$38,000 per annum, and a further 20.8% earn \$13,001-\$25,000.

The percentage of tenpin bowlers in each of the income groups up to \$38,000 is higher than the proportion of all sport and physical activity participants in each group. However, the reverse is true for higher incomes. In fact, only 9.3% of tenpin bowling participants earn incomes over \$38,000, significantly less than the 23.2% of all sport and physical activity participants who earn this amount of income.

### **HIGHEST EDUCATIONAL QUALIFICATION**

The highest educational qualification attained by more people than any other qualification is a secondary school certificate, held by 58.1% of all people involved. This percentage is higher than the proportions of all persons with this qualification (51.6%) and all organised sport and physical activity participants (45.2%).

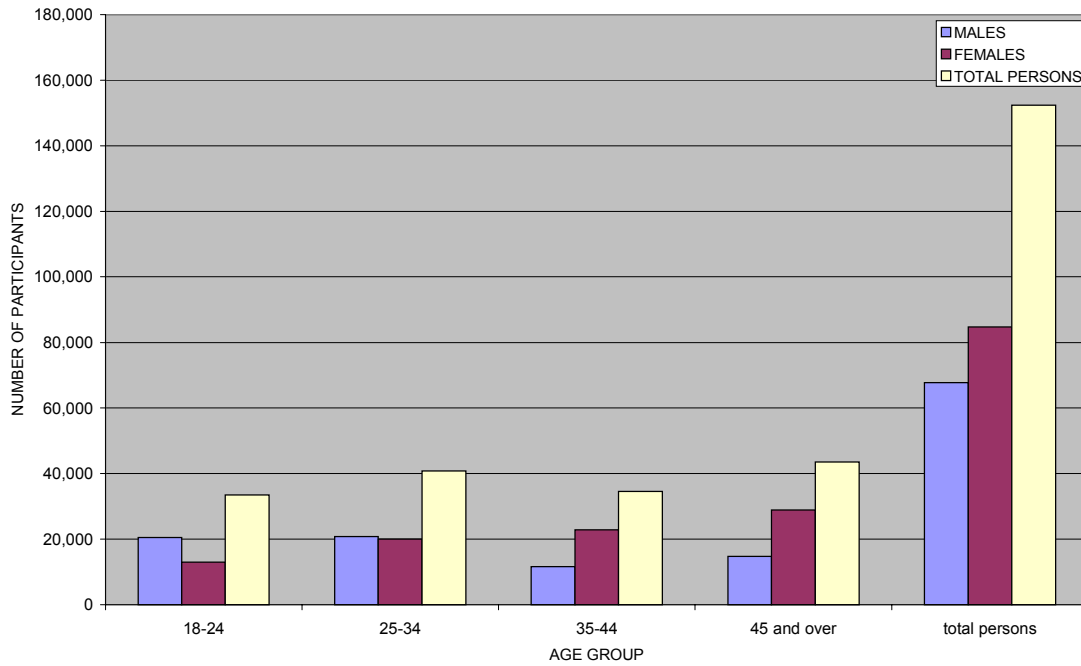
Just over 25% of all people who participate in tenpin bowling have an 'other certificate' as their highest educational qualification. This is higher than both the proportions of all sport and physical activity participants, and all Australian adults with this qualification at 16.5% and 14.8% respectively.

### **OTHER ORGANISED SPORTS AND PHYSICAL ACTIVITIES UNDERTAKEN**

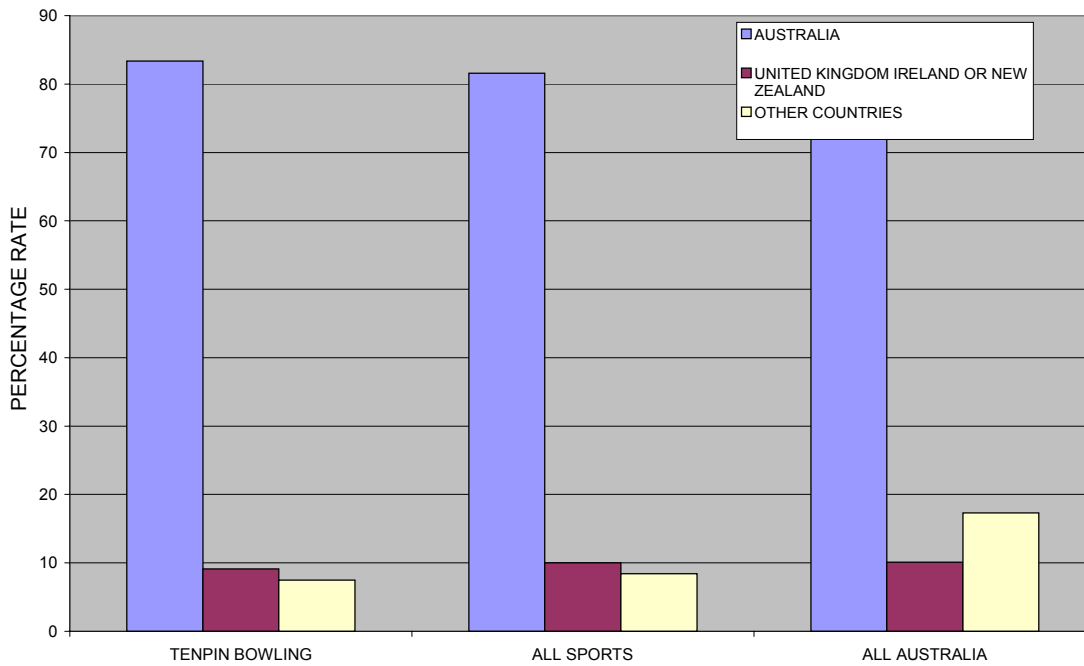
Tenpin bowling is the only sport or physical activity undertaken by 61.8% (94,200 people) of all participants in this sport. A further 21.8% (33,200 participants) take part in one additional sport or physical activity, while 11.7% (17,800 players) taking part in two others, and 4.7% (7,200 players) participating in three or more other sports or physical activities.

The most popular other organised sport or physical activity in which tenpin bowlers take part in is aerobics and fitness (16,900 participants). Also popular are swimming (6,700 participants), tennis (5,800) and golf (5,000).

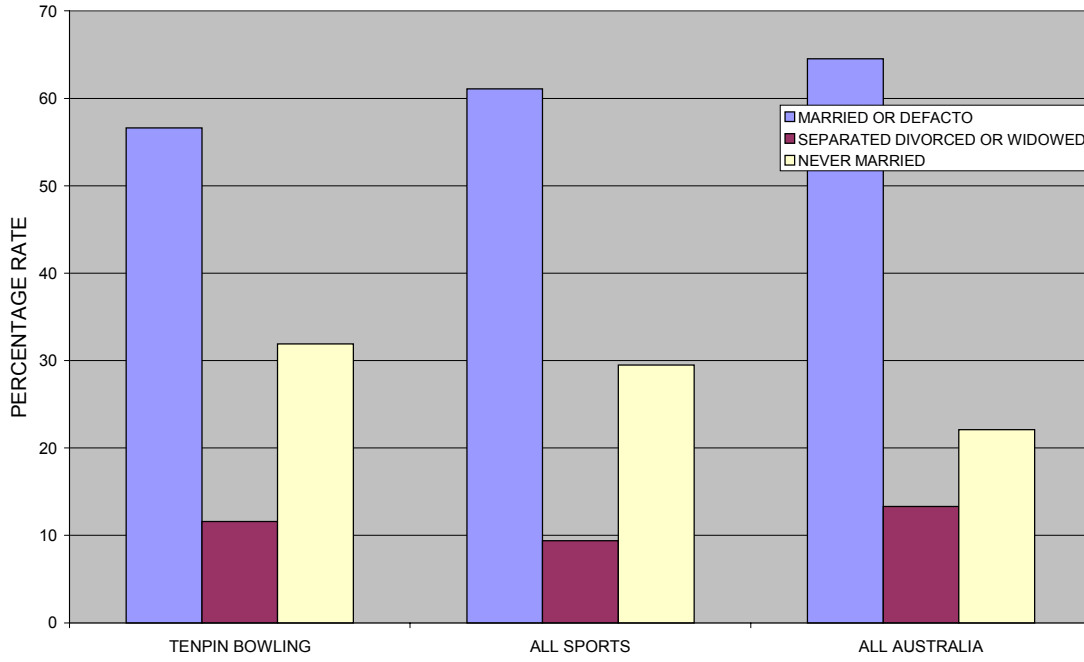
### NUMBER OF PARTICIPANTS BY AGE AND GENDER



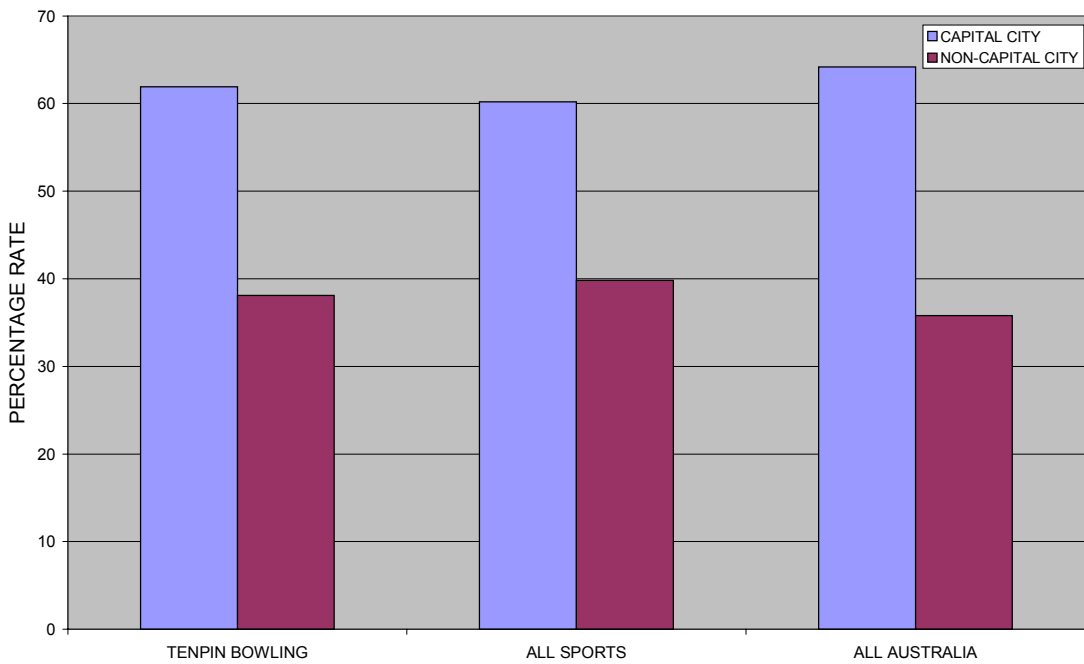
### RATE OF PARTICIPATION BY COUNTRY OF BIRTH



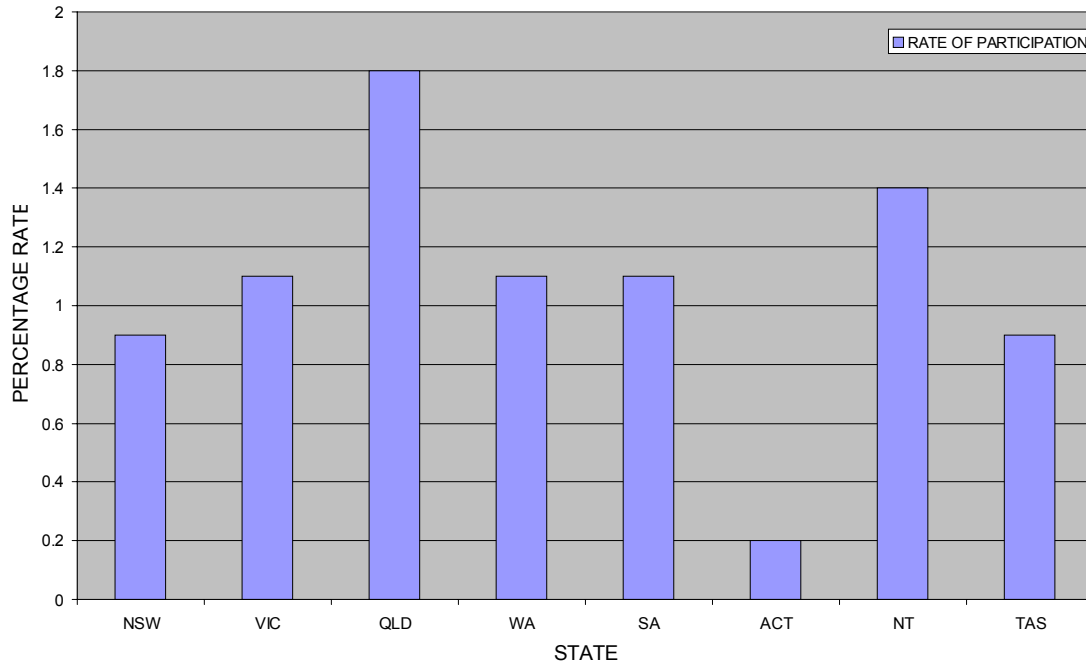
RATE OF PARTICIPATION BY MARITAL STATUS



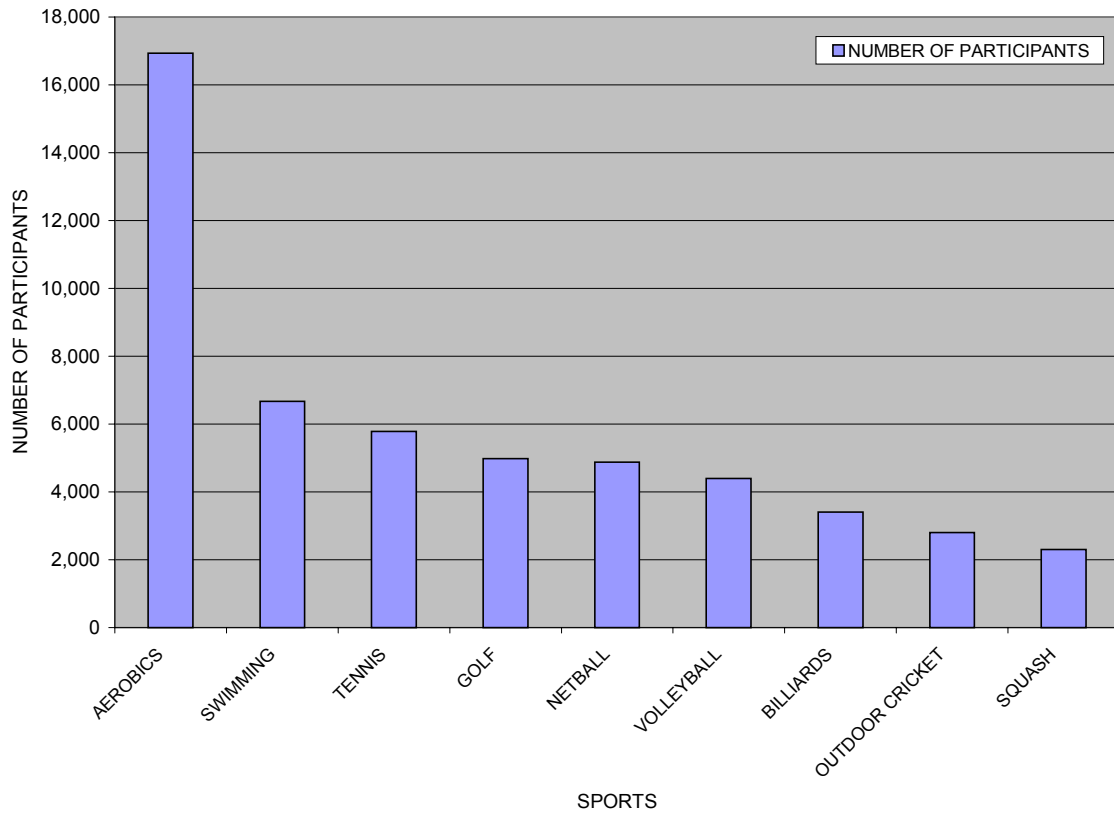
RATE OF PARTICIPATION BY CAPITAL CITY VS NON-CAPITAL CITY



RATE OF PARTICIPATION BY STATE



OTHER SPORTS PLAYED BY TENPIN BOWLING PARTICIPANTS



NUMBER OF OTHER SPORTS PLAYED BY TENPIN BOWLING PARTICIPANTS AND ALL PARTICIPANTS

